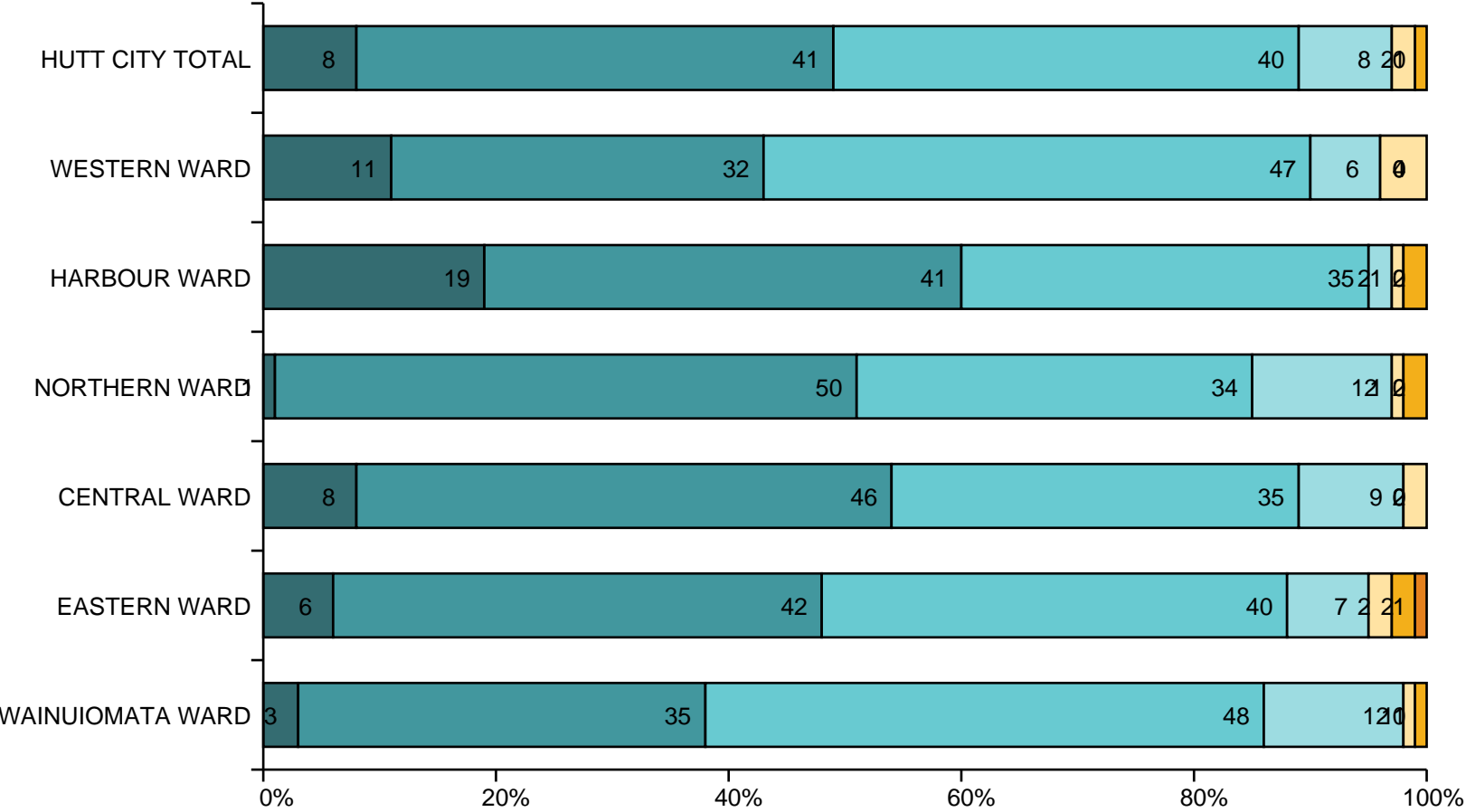


# QUALITY OF LIFE

Banner: No Split  
Filters: none



# QUALITY OF LIFE RATING (%)



Extremely good
  Good
  Poor
  Extremely poor

Very good
  Neither
  Very poor

## BASE SIZE

	HUTT CITY TOTAL	WESTERN WARD	HARBOUR WARD
Sample Size	547	106	100

## BASE SIZE

	NORTHERN WARD	CENTRAL WARD	EASTERN WARD	WAINUIOMATA WARD
Sample Size	68	114	82	77

Q38. Would you say that your overall quality of life is

## REASONS FOR POSITIVE QUALITY OF LIFE RATING

	All
Q39	486 100 %

## BASE SIZE

	<b>Total</b>
Sample Size	491



Q39. And why did you describe your overall quality of life in this way?

## REASONS FOR NEGATIVE QUALITY OF LIFE RATING

	Total
Q39	16 100 %

## BASE SIZE

	<b>Total</b>
Sample Size	14

Q39. And why did you describe your overall quality of life in this way?

Any sample sizes shown in orange are low ( $n=50-99$ ) or in red are very low ( $n<50$ ), these results should be used with caution

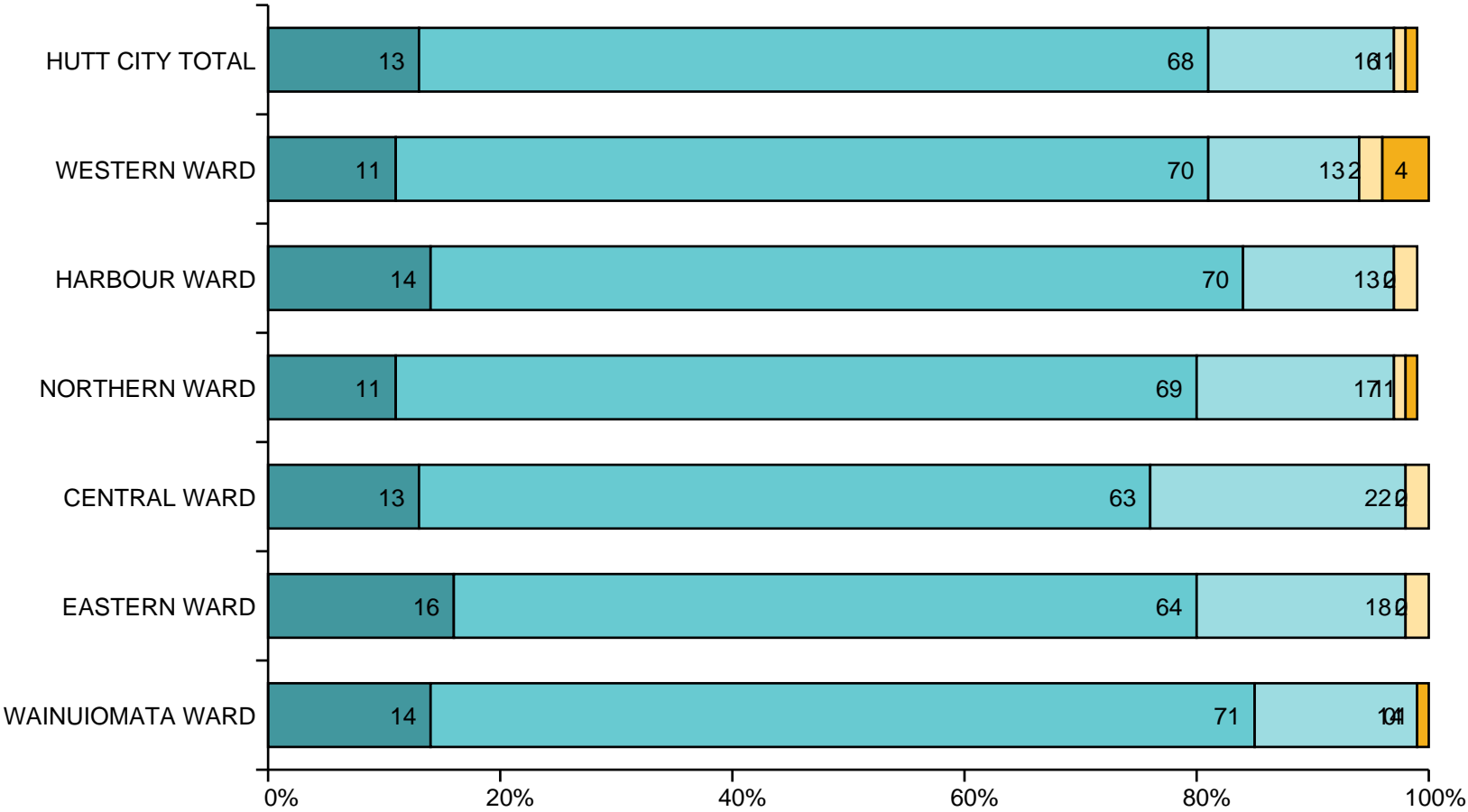
## BUILT & NATURAL ENVIRONMENT

Banner: No Split  
Filters: none

[HOME](#)

## BUILT & NATURAL ENVIRONMENT

# PERCEPTION OF HUTT CITY AS A GREAT PLACE TO LIVE (%)



Strongly agree
  Agree
  Neither
  Disagree
  Strongly disagree



## BASE SIZE

	HUTT CITY TOTAL	WESTERN WARD	HARBOUR WARD
Sample Size	550	106	100

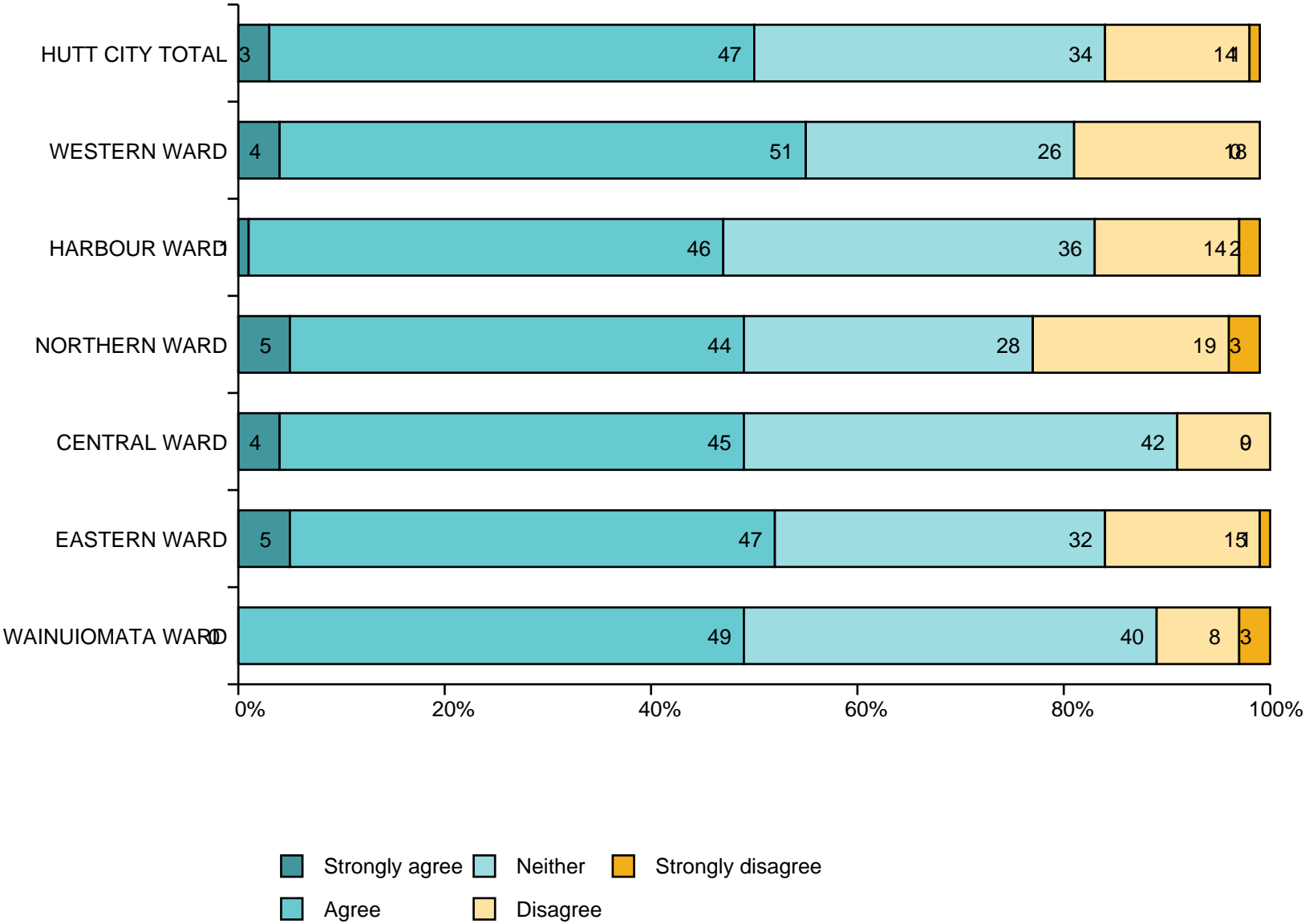
## BASE SIZE

	NORTHERN WARD	CENTRAL WARD	EASTERN WARD	WAINUIOMATA WARD
Sample Size	68	115	85	76

Q7. How much do you agree or disagree with the following statement?

"Hutt City is a great place to live"

# PRIDE IN LOOK AND FEEL OF HUTT CITY (%)



## BASE SIZE

	HUTT CITY TOTAL	WESTERN WARD	HARBOUR WARD
Sample Size	550	106	100

## BASE SIZE

	NORTHERN WARD	CENTRAL WARD	EASTERN WARD	WAINUIOMATA WARD
Sample Size	68	115	85	76

Q3. How much do you agree or disagree with the following statement: "I feel a sense of pride in the way Hutt City looks and feels"?

Any sample sizes shown in orange are low ( $n=50-99$ ) or in red are very low ( $n<50$ ), these results should be used with caution



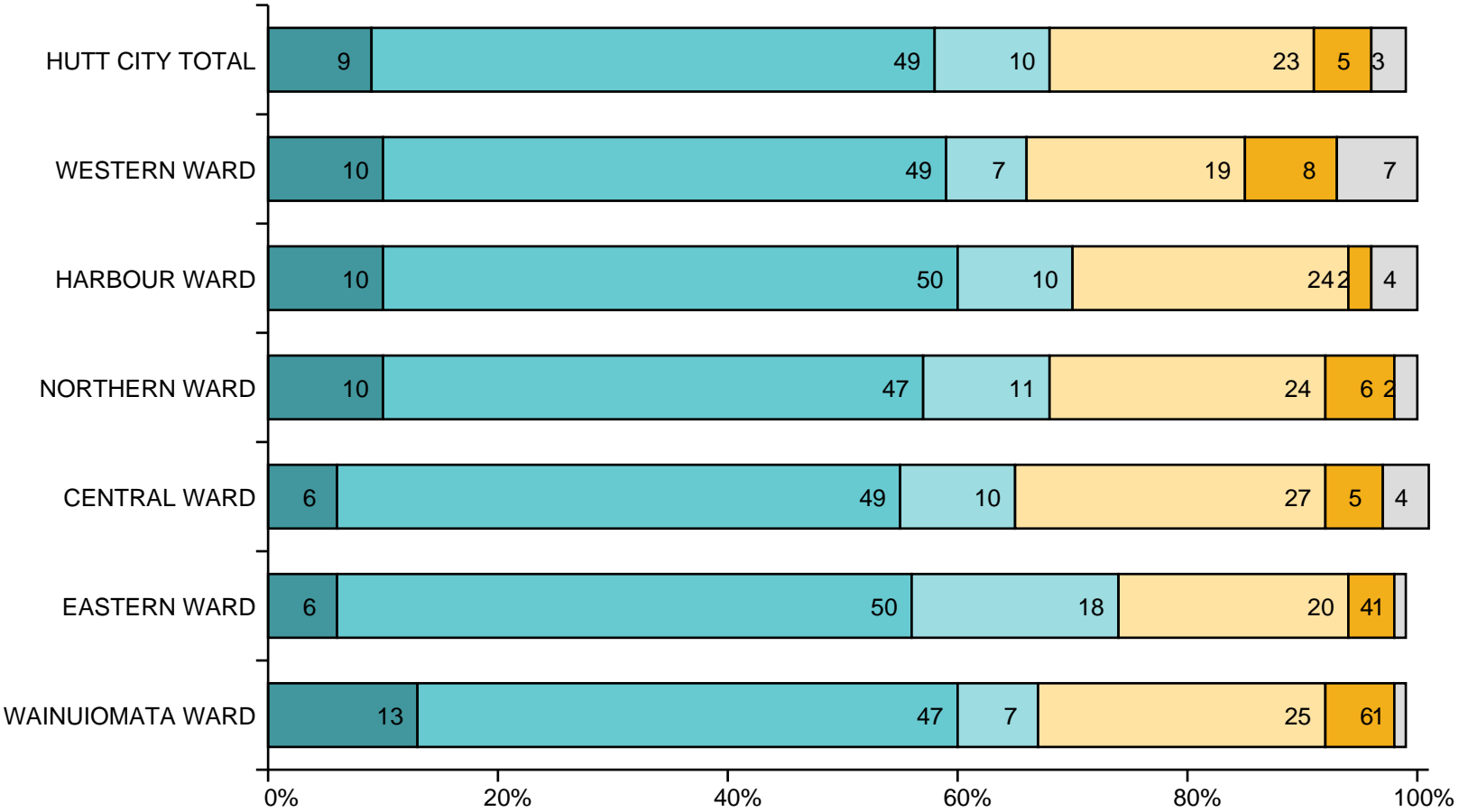
# HOUSING

Banner: No Split  
Filters: none

[HOME](#)

# HOUSING

# MY HOUSING COSTS ARE AFFORDABLE (%)



■ Strongly agree   
 ■ Agree   
 ■ Neither   
 ■ Disagree   
 ■ Strongly disagree   
 ■ Don't know

## BASE SIZE

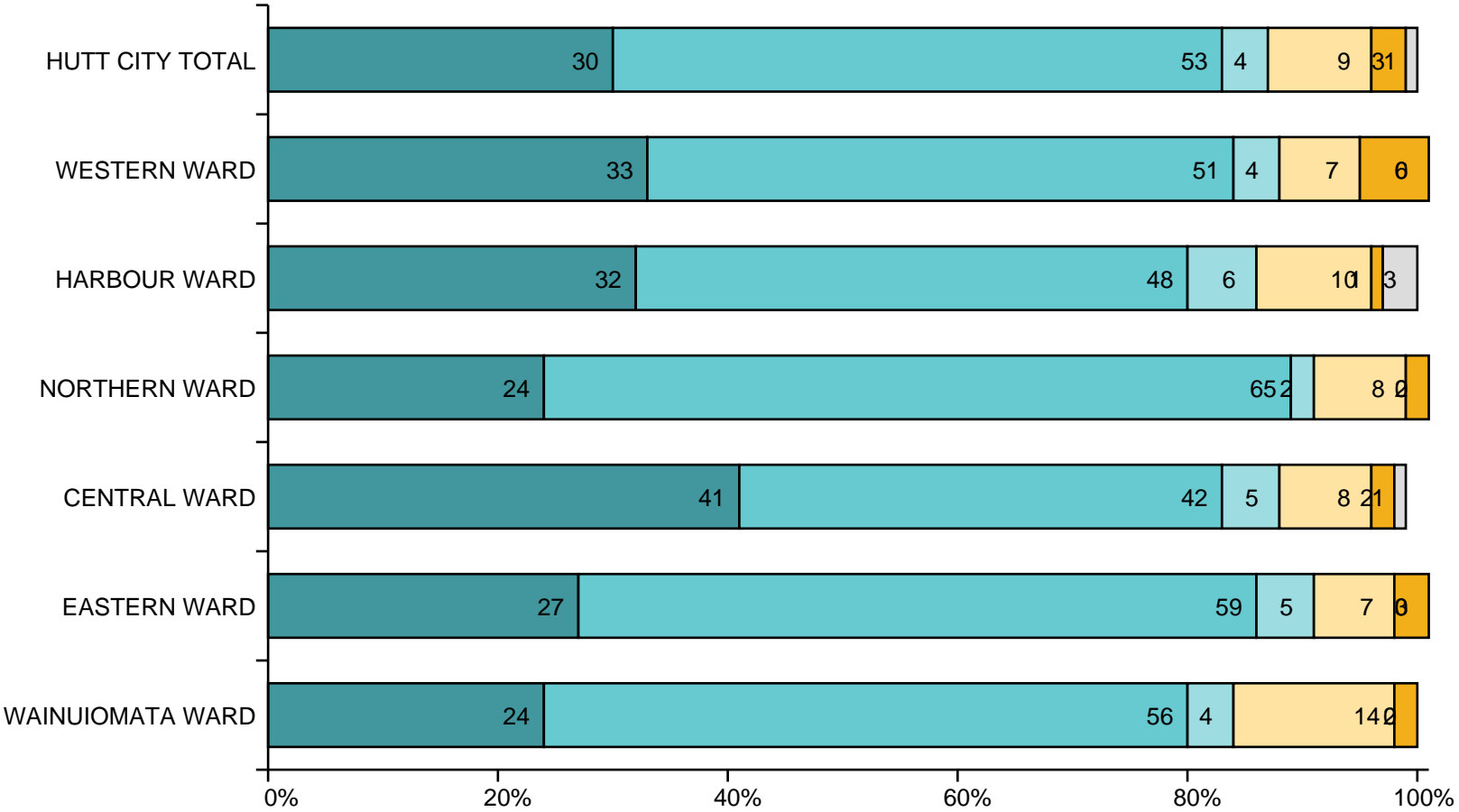
	HUTT CITY TOTAL	WESTERN WARD	HARBOUR WARD
Sample Size	539	105	98

## BASE SIZE

	NORTHERN WARD	CENTRAL WARD	EASTERN WARD	WAINUIOMATA WARD
Sample Size	68	110	81	77

Q8 R1. How much do you agree or disagree that: Your housing costs are affordable

# SUITABILITY OF DWELLING TYPE (%)



■ Strongly agree   
 ■ Agree   
 ■ Neither   
 ■ Disagree   
 ■ Strongly disagree   
 ■ Don't know

## BASE SIZE

	HUTT CITY TOTAL	WESTERN WARD	HARBOUR WARD
Sample Size	514	104	92

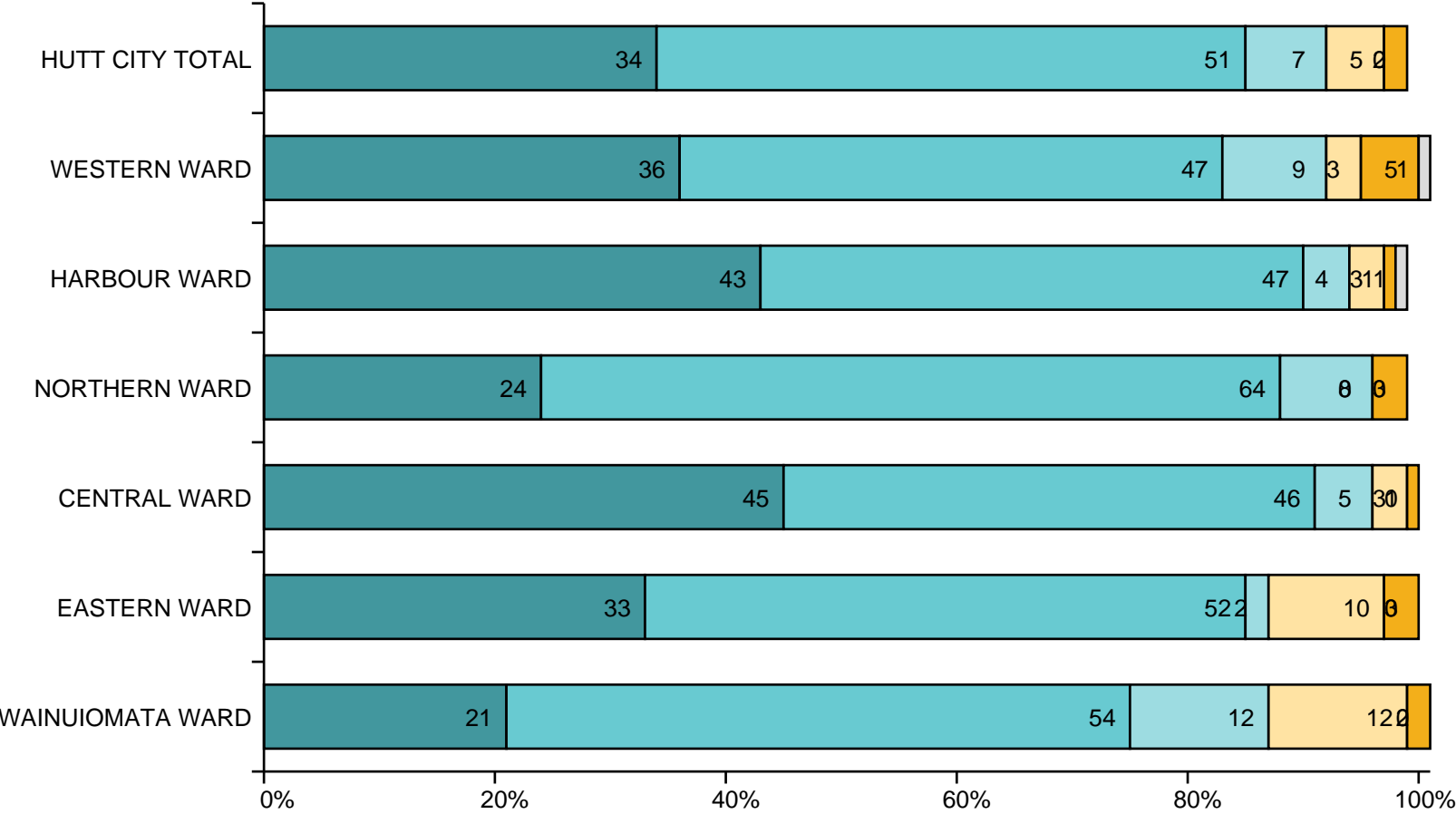


## BASE SIZE

	NORTHERN WARD	CENTRAL WARD	EASTERN WARD	WAINUIOMATA WARD
Sample Size	65	102	79	72

Q8 R2. How much do you agree or disagree that: The type of home you live in suits your needs and the needs of others in your household

# SUITABILITY OF LOCATION OF HOME (%)



■ Strongly agree   
 ■ Agree   
 ■ Neither   
 ■ Disagree   
 ■ Strongly disagree   
 ■ Don't know

## BASE SIZE

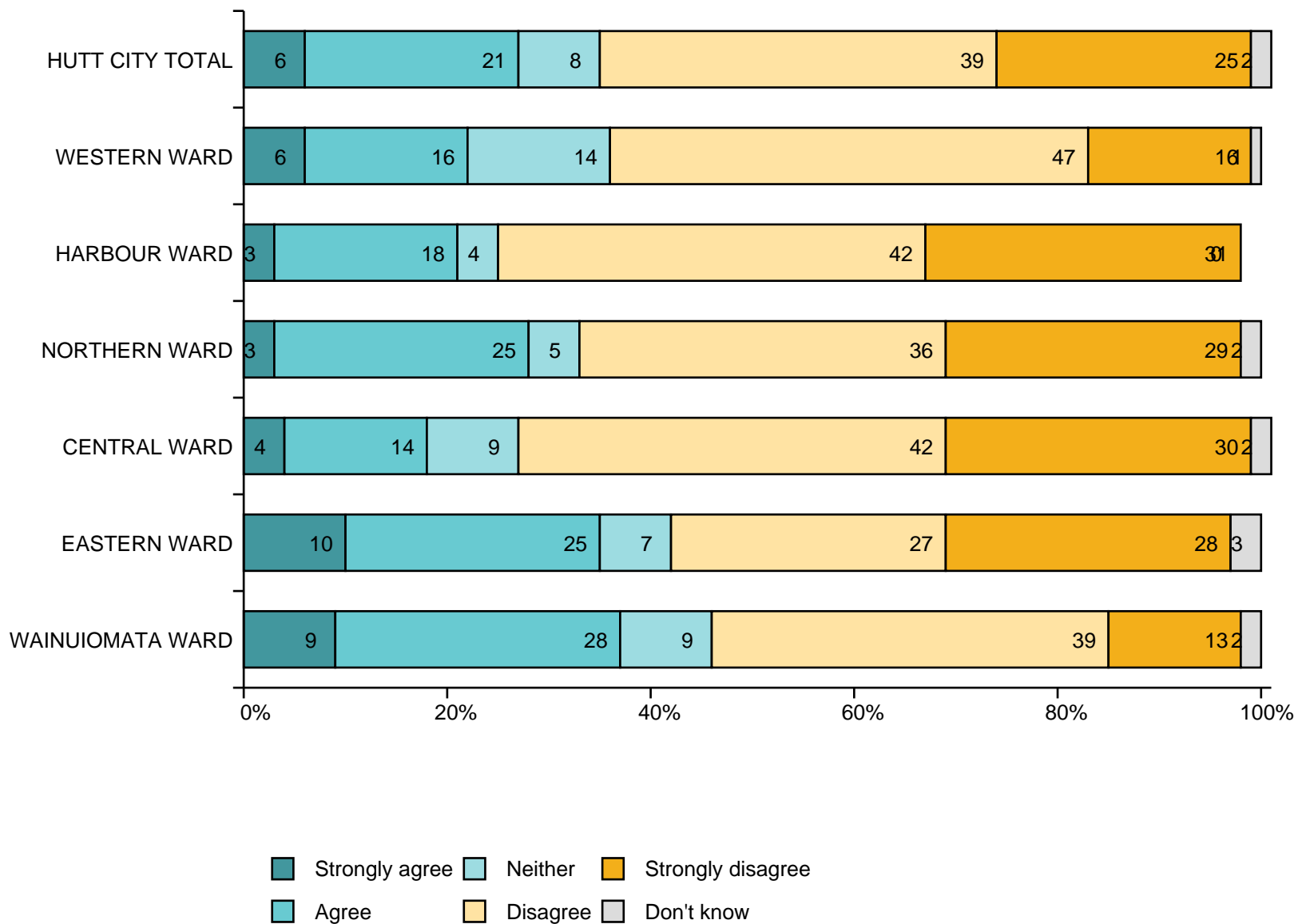
	HUTT CITY TOTAL	WESTERN WARD	HARBOUR WARD
Sample Size	544	105	97

## BASE SIZE

	NORTHERN WARD	CENTRAL WARD	EASTERN WARD	WAINUIOMATA WARD
Sample Size	67	115	83	77

Q8 R3. How much do you agree or disagree that: The general area or neighbourhood your home is in suits your needs and the needs of others in your household

# HOME HAS A PROBLEM WITH DAMP OR MOULD (%)



## BASE SIZE

	HUTT CITY TOTAL	WESTERN WARD	HARBOUR WARD
Sample Size	519	101	98

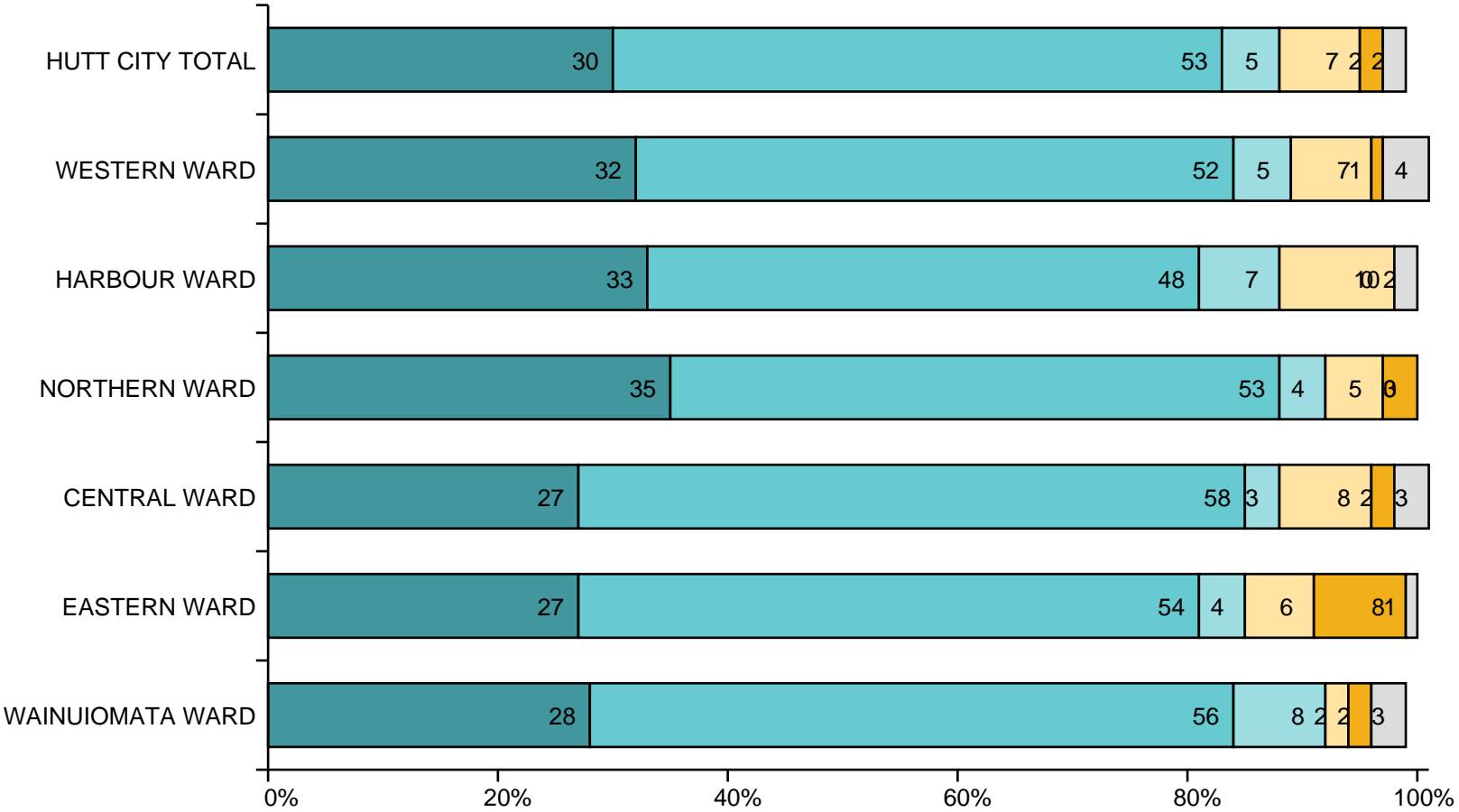


## BASE SIZE

	NORTHERN WARD	CENTRAL WARD	EASTERN WARD	WAINUIOMATA WARD
Sample Size	63	107	78	72

Q63 R1. How much do you agree or disagree that: My home has a problem with damp or mould

# HEATING SYSTEM KEEPS HOME WARM (%)



■ Strongly agree   
 ■ Agree   
 ■ Neither   
 ■ Disagree   
 ■ Strongly disagree   
 ■ Don't know

## BASE SIZE

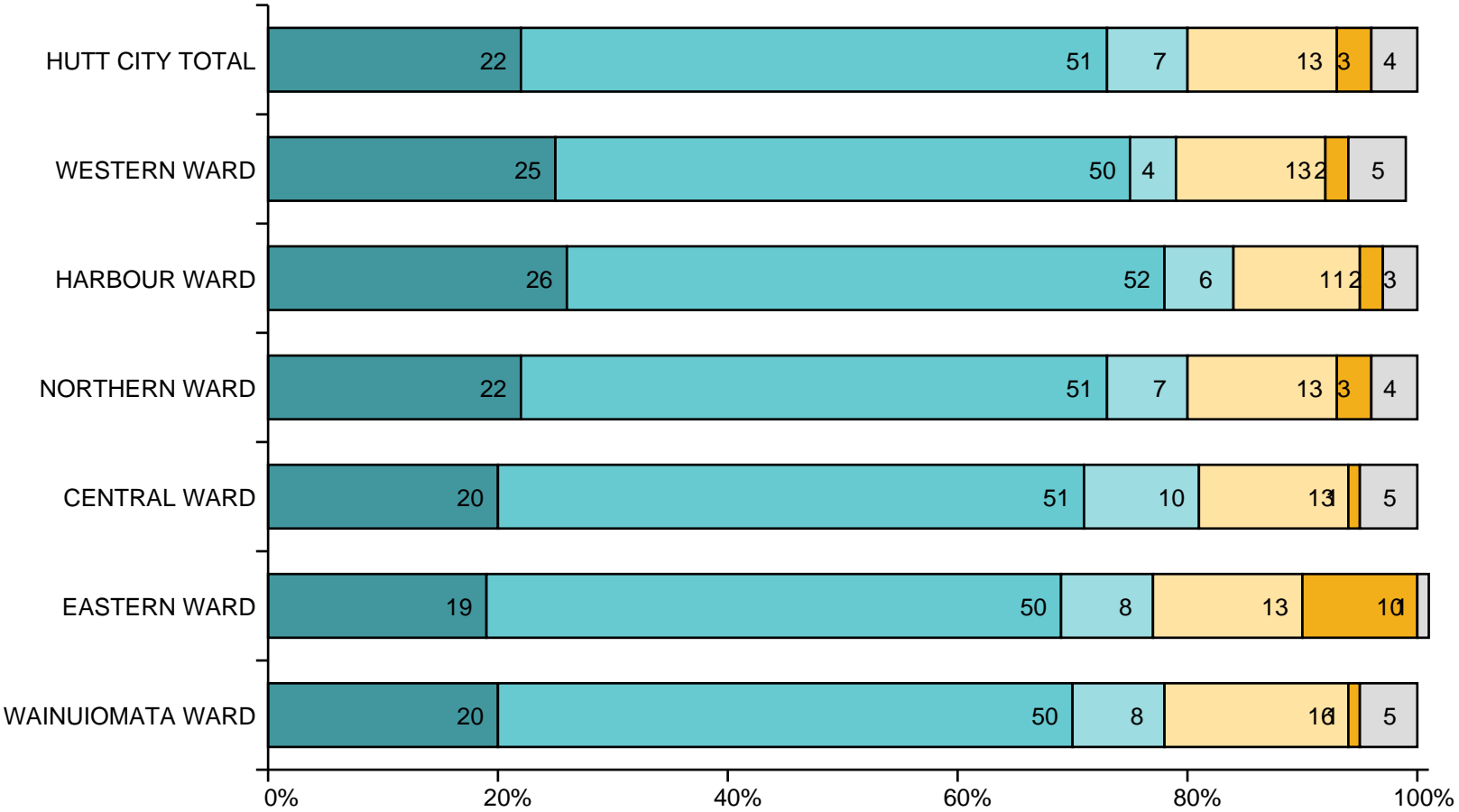
	HUTT CITY TOTAL	WESTERN WARD	HARBOUR WARD
Sample Size	544	106	100

## BASE SIZE

	NORTHERN WARD	CENTRAL WARD	EASTERN WARD	WAINUIOMATA WARD
Sample Size	68	114	81	75

Q63 R2. How much do you agree or disagree that: The heating system keeps my home warm when it is in use

# CAN AFFORD TO HEAT MY HOME PROPERLY IN WINTER MONTHS (%)



■ Strongly agree   
 ■ Agree   
 ■ Neither   
 ■ Disagree   
 ■ Strongly disagree   
 ■ Don't know

## BASE SIZE

	HUTT CITY TOTAL	WESTERN WARD	HARBOUR WARD
Sample Size	528	105	97



## BASE SIZE

	NORTHERN WARD	CENTRAL WARD	EASTERN WARD	WAINUIOMATA WARD
Sample Size	63	111	78	74

Q63 R3. How much do you agree or disagree that: I can afford to heat my home properly

Any sample sizes shown in orange are low ( $n=50-99$ ) or in red are very low ( $n<50$ ), these results should be used with caution

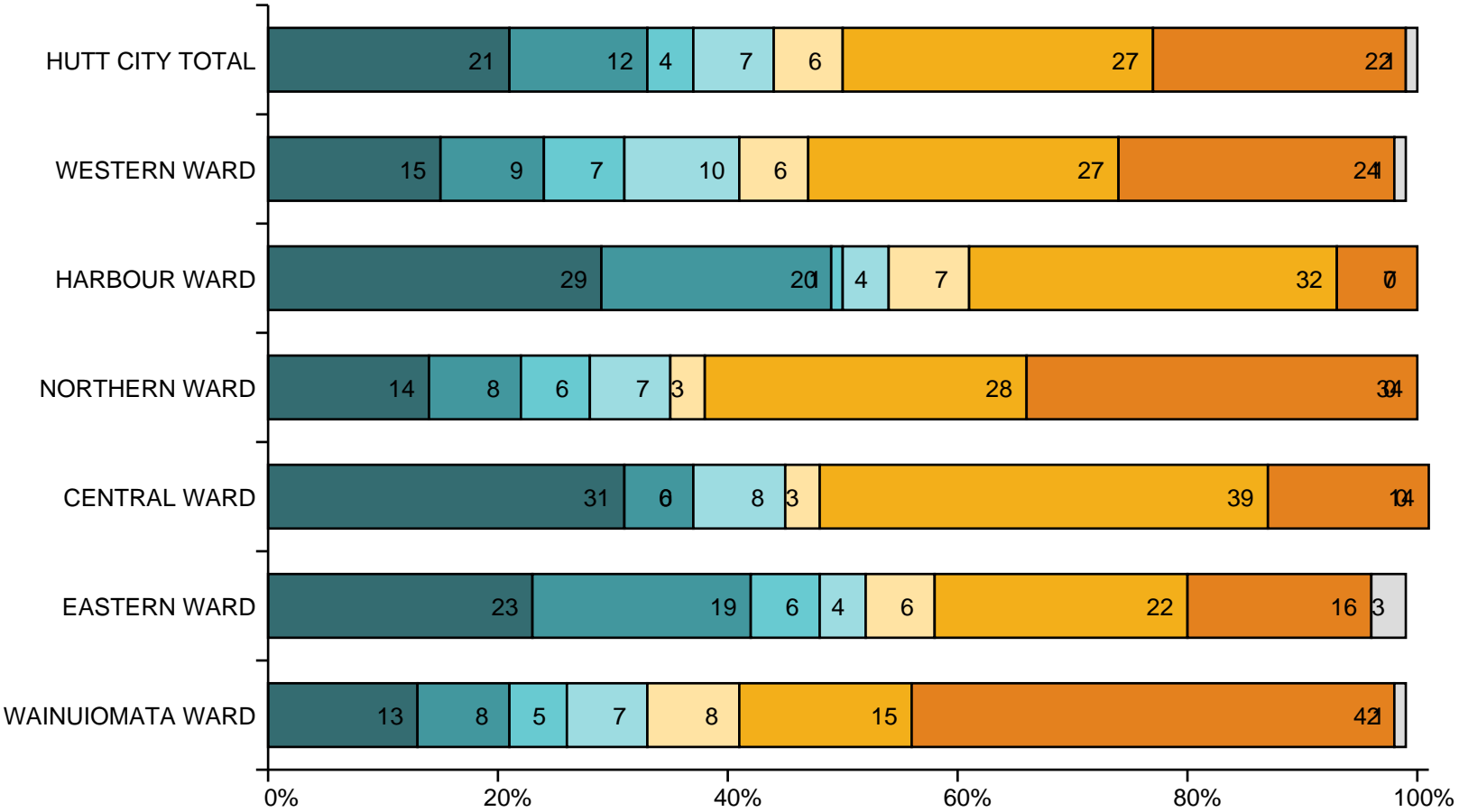
# TRANSPORT

Banner: No Split  
Filters: none

[HOME](#)

# TRANSPORT

# FREQUENCY OF USING PUBLIC TRANSPORT IN PREVIOUS 12 MONTHS (%)



- 5+ times a week
- 2-4 times a week
- 2-3 times a month
- Once a week
- At least once a month
- Less than once a month
- Did not use public transport over the past 12 months
- Not applicable, no public transport available in my area

## BASE SIZE

	HUTT CITY TOTAL	WESTERN WARD	HARBOUR WARD
Sample Size	552	106	100

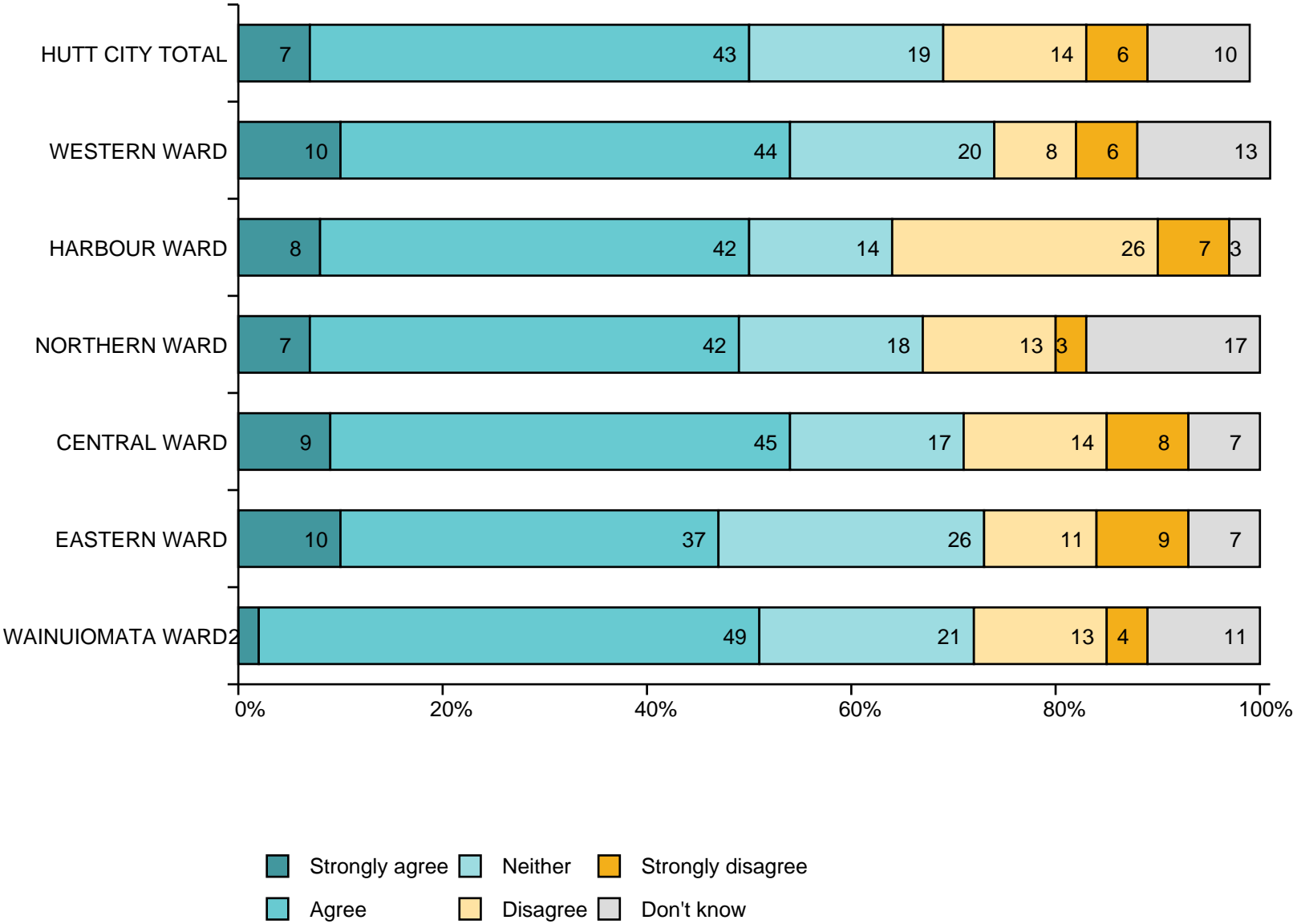
## BASE SIZE

	NORTHERN WARD	CENTRAL WARD	EASTERN WARD	WAINUIOMATA WARD
Sample Size	68	115	85	78



Q13. Over the past 12 months, how often did you use public transport?

# PUBLIC TRANSPORT IS AFFORDABLE (%)



## BASE SIZE

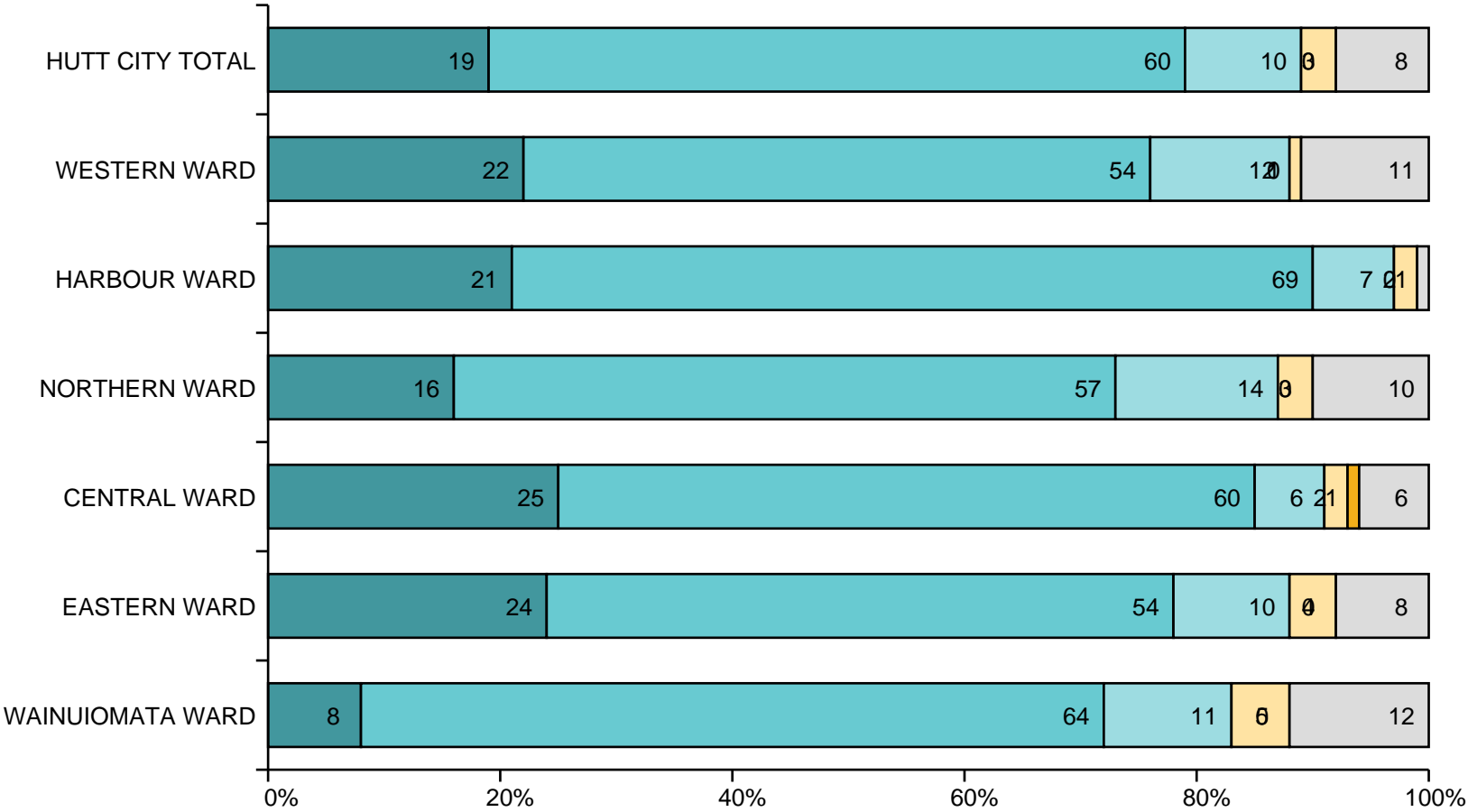
	HUTT CITY TOTAL	WESTERN WARD	HARBOUR WARD
Sample Size	533	102	96

## BASE SIZE

	NORTHERN WARD	CENTRAL WARD	EASTERN WARD	WAINUIOMATA WARD
Sample Size	67	113	81	74

Q15 R1. Thinking about public transport in your local area, based on your experiences or perceptions, do you agree or disagree with the following: Public transport is...  
Affordable

# PUBLIC TRANSPORT IS SAFE (%)



Strongly agree
  Agree
  Neither
  Disagree
  Strongly disagree
  Don't know

## BASE SIZE

	HUTT CITY TOTAL	WESTERN WARD	HARBOUR WARD
Sample Size	530	102	95

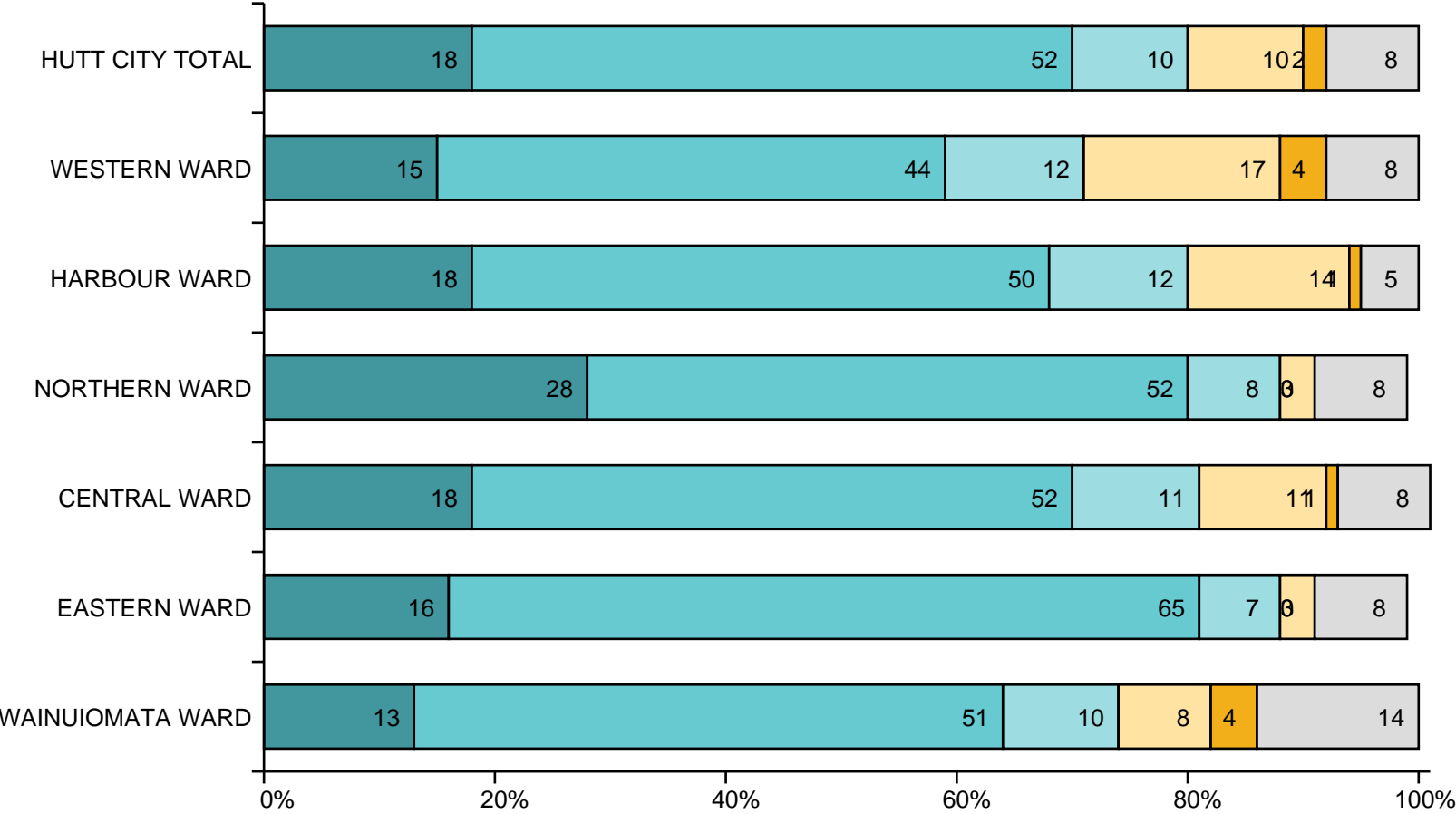
## BASE SIZE

	NORTHERN WARD	CENTRAL WARD	EASTERN WARD	WAINUIOMATA WARD
Sample Size	67	113	80	73



Q15 R2. Thinking about public transport in your local area, based on your experiences or perceptions, do you agree or disagree with the following: Public transport is... Safe

# PUBLIC TRANSPORT IS FREQUENT (%)



Strongly agree
  Agree
  Neither
  Disagree
  Strongly disagree
  Don't know

## BASE SIZE

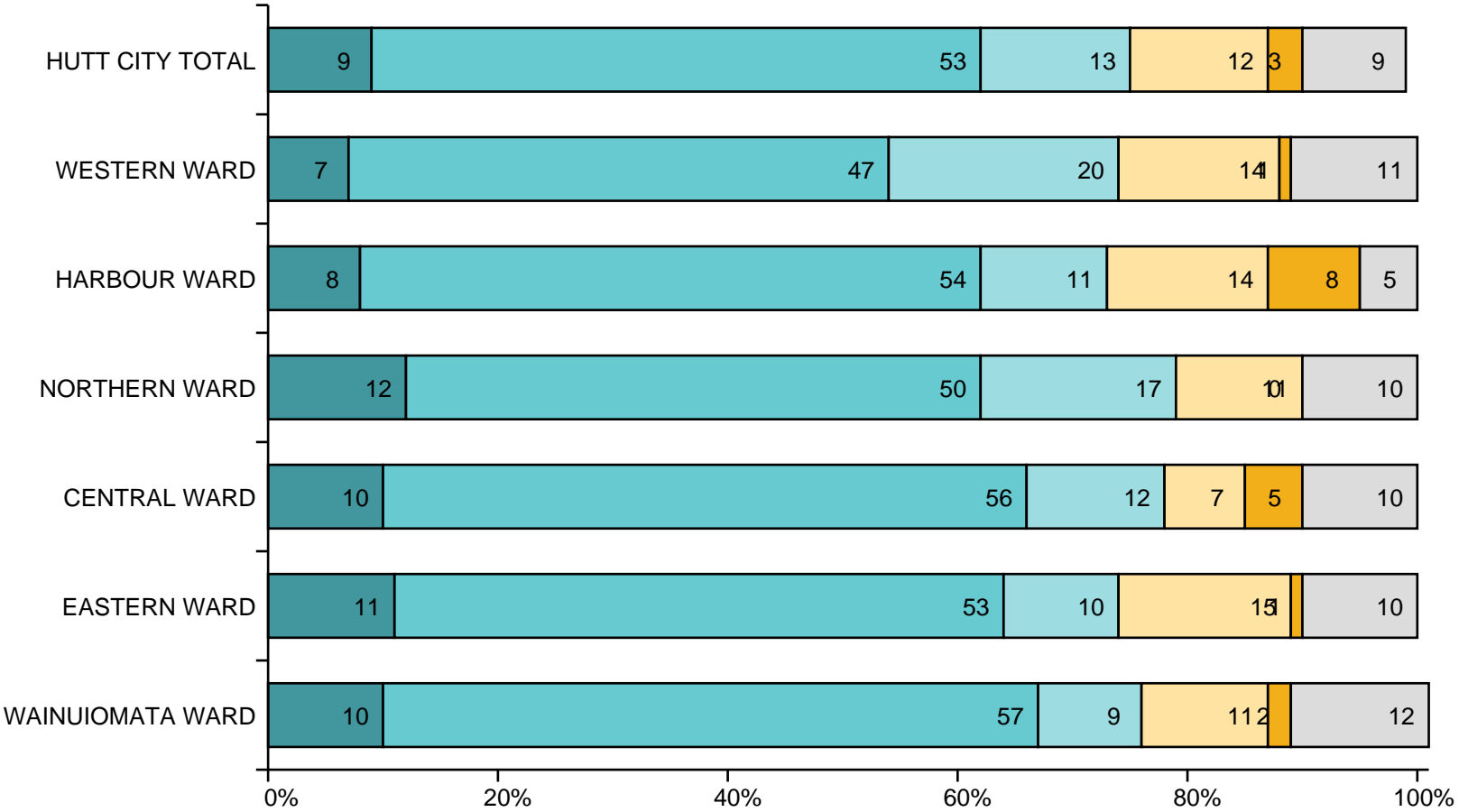
	HUTT CITY TOTAL	WESTERN WARD	HARBOUR WARD
Sample Size	532	103	96

## BASE SIZE

	NORTHERN WARD	CENTRAL WARD	EASTERN WARD	WAINUIOMATA WARD
Sample Size	66	113	80	74

Q15 R4. Thinking about public transport in your local area, based on your experiences or perceptions, do you agree or disagree with the following: Public transport is...  
Frequent (comes often)

# PUBLIC TRANSPORT IS RELIABLE (%)



Strongly agree
  Agree
  Neither
  Disagree
  Strongly disagree
  Don't know

## BASE SIZE

	HUTT CITY TOTAL	WESTERN WARD	HARBOUR WARD
Sample Size	529	103	95

## BASE SIZE

	NORTHERN WARD	CENTRAL WARD	EASTERN WARD	WAINUIOMATA WARD
Sample Size	66	113	80	72



Q15 R5. Thinking about public transport in your local area, based on your experiences or perceptions, do you agree or disagree with the following: Public transport is...  
Reliable (comes on time)

Any sample sizes shown in orange are low ( $n=50-99$ ) or in red are very low ( $n<50$ ), these results should be used with caution

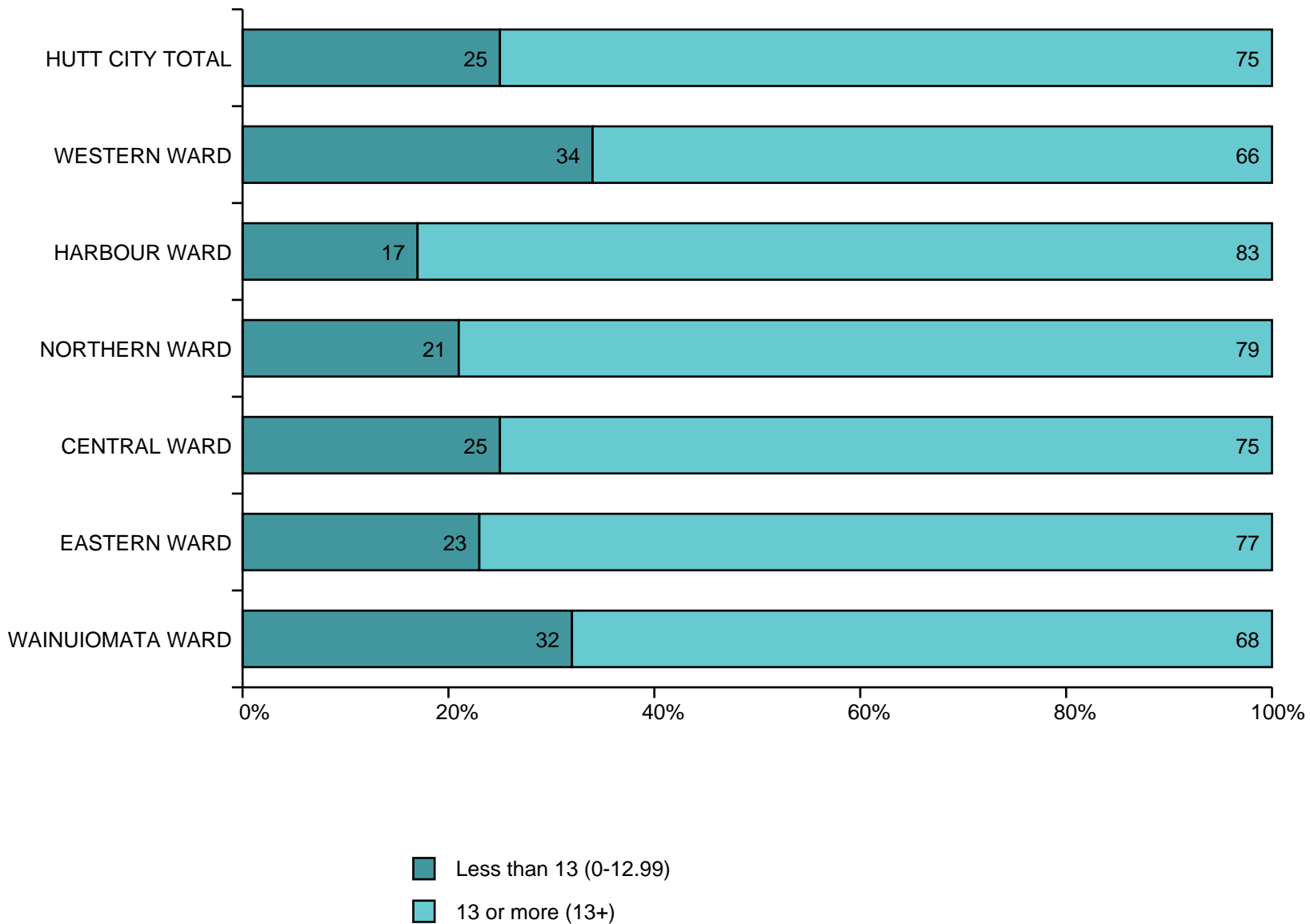
# HEALTH & WELLBEING

Banner: No Split  
Filters: none

[HOME](#)

## HEALTH & WELLBEING

# WHO-5 WELLBEING INDEX SCORES (%)



The WHO-5 wellbeing index is a self-rated measure of emotional wellbeing. Respondents are asked to rate the extent to which each of five wellbeing indicators has been present or absent in their lives over the previous two-week period, e.g. "I have felt cheerful and in good spirits". They do this using a six-point scale ranging from "all of the time" to "at no time".

The WHO-5 is scored out of a total of 25, with 0 being the lowest level of emotional wellbeing and 25 being the highest level of emotional wellbeing. Scores below 13 (between 0 and 12) are considered indicative of poor emotional wellbeing and may indicate risk of poor mental health.

## BASE SIZE

	HUTT CITY TOTAL	WESTERN WARD	HARBOUR WARD
Sample Size	532	104	97

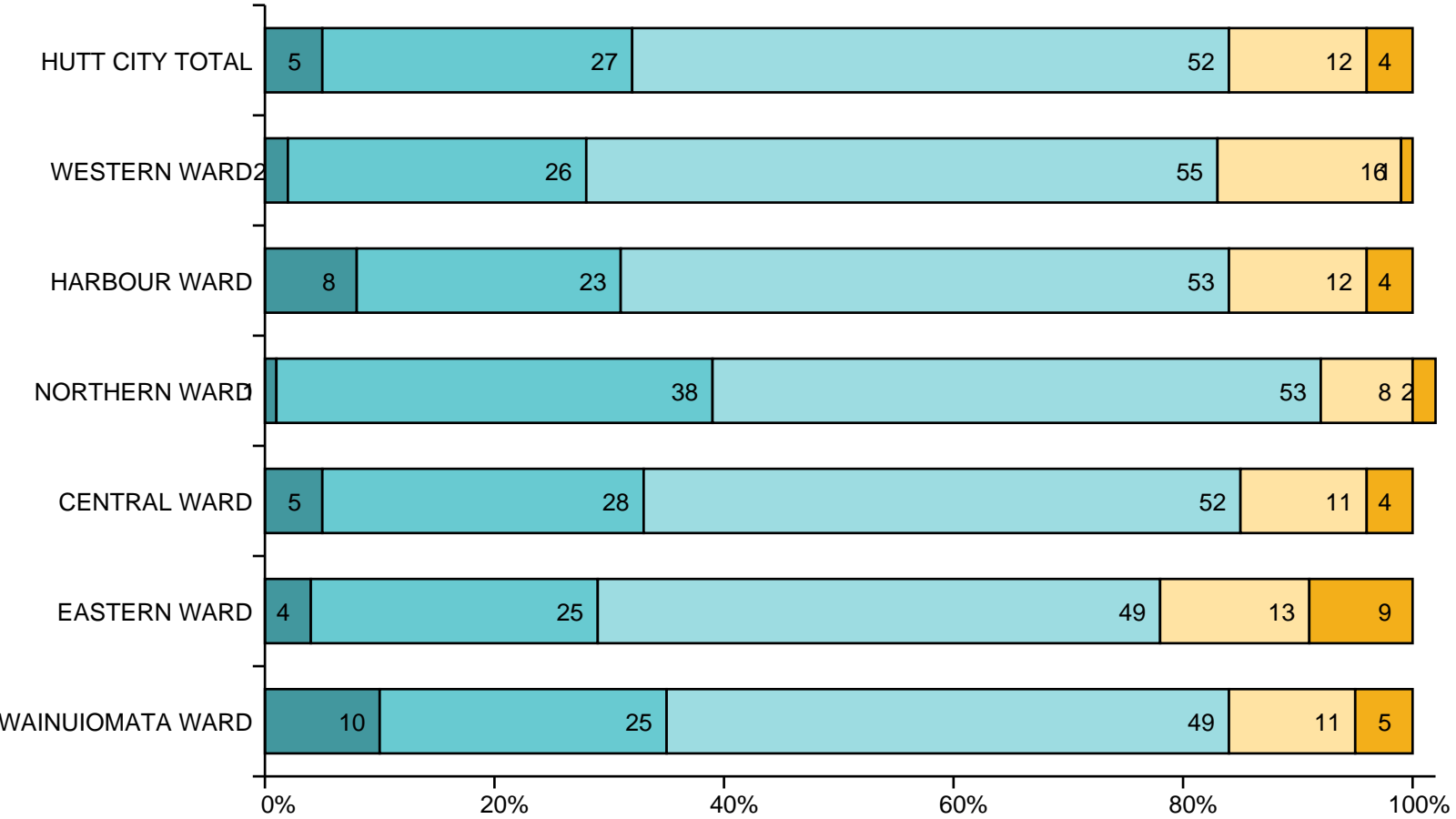
## BASE SIZE

	NORTHERN WARD	CENTRAL WARD	EASTERN WARD	WAINUIOMATA WARD
Sample Size	65	114	78	74



Q77. Please indicate for each of the five statements which is closest to how you have been feeling over the last two weeks

# STRESS (%)



Never
  Sometimes
  Always  
 Rarely
  Most of the time

## BASE SIZE

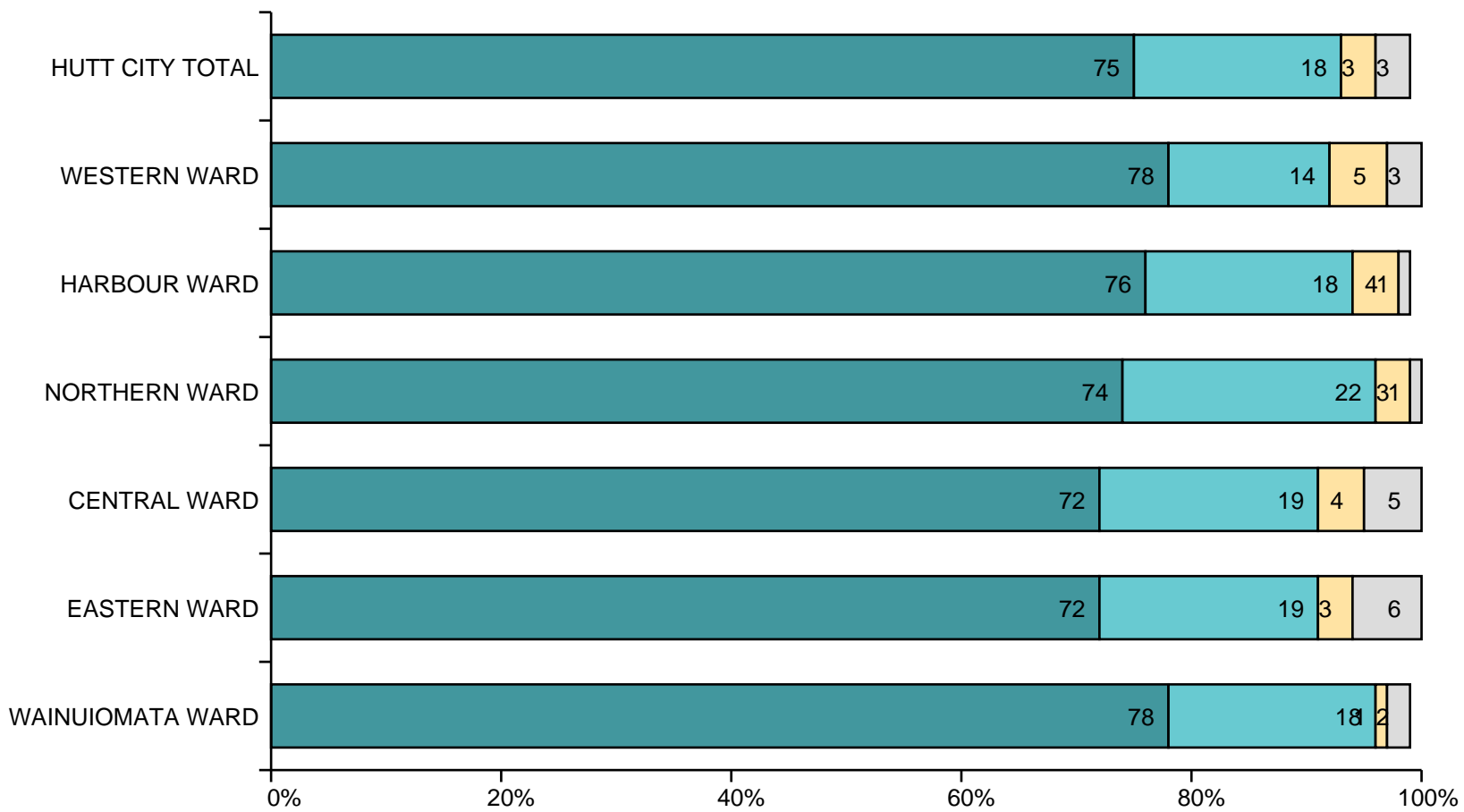
	HUTT CITY TOTAL	WESTERN WARD	HARBOUR WARD
Sample Size	547	105	99

## BASE SIZE

	NORTHERN WARD	CENTRAL WARD	EASTERN WARD	WAINUIOMATA WARD
Sample Size	68	115	84	76

Q33. Which statement below best applies to how often, if ever, over the past 12 months you have experienced stress that has had a negative effect on you?

# AVAILABILITY OF SUPPORT (%)



Yes, definitely
  No  
 Yes, probably
  Don't know / unsure

## BASE SIZE

	HUTT CITY TOTAL	WESTERN WARD	HARBOUR WARD
Sample Size	550	106	100

## BASE SIZE

	NORTHERN WARD	CENTRAL WARD	EASTERN WARD	WAINUIOMATA WARD
Sample Size	68	115	84	77



Q30. If you were faced with a serious illness or injury, or needed emotional support during a difficult time, is there anyone you could turn to for help?

Any sample sizes shown in orange are low ( $n=50-99$ ) or in red are very low ( $n<50$ ), these results should be used with caution

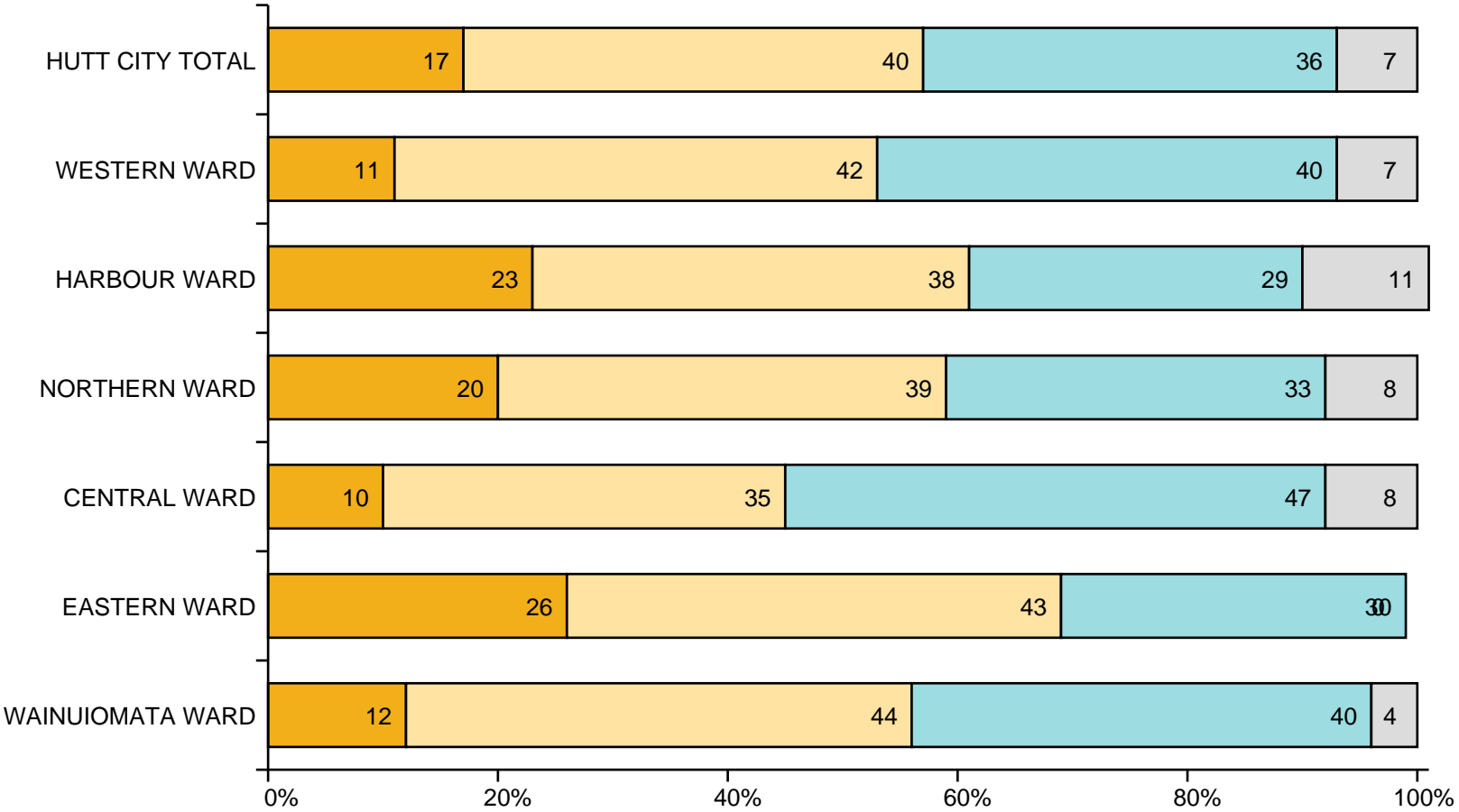
# SOCIAL & SAFETY ISSUES

Banner: No Split  
Filters: none

[HOME](#)

## SOCIAL & SAFETY ISSUES

# PEOPLE BEGGING AS A PROBLEM IN HUTT CITY (%)



■ A big problem    ■ Not a problem  
■ A bit of a problem    ■ Don't know

## BASE SIZE

	HUTT CITY TOTAL	WESTERN WARD	HARBOUR WARD
Sample Size	547	105	100

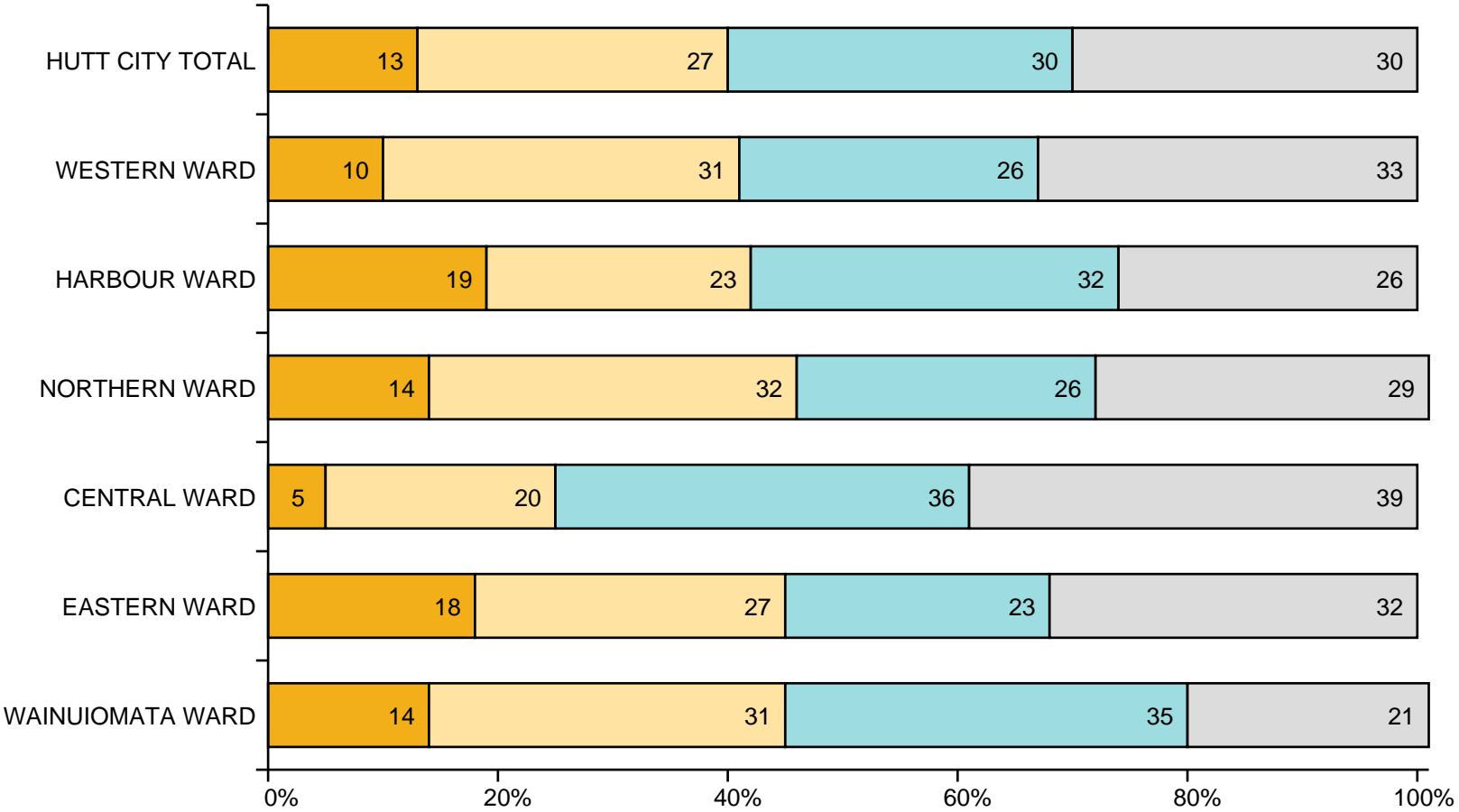
## BASE SIZE

	NORTHERN WARD	CENTRAL WARD	EASTERN WARD	WAINUIOMATA WARD
Sample Size	68	115	84	75

Q11 R11. To what extent has each of the following been a problem in Hutt city over the past 12 months? People begging on the street



# PEOPLE SLEEPING ROUGH AS A PROBLEM IN HUTT CITY (%)



■ A big problem    ■ Not a problem  
■ A bit of a problem    ■ Don't know

## BASE SIZE

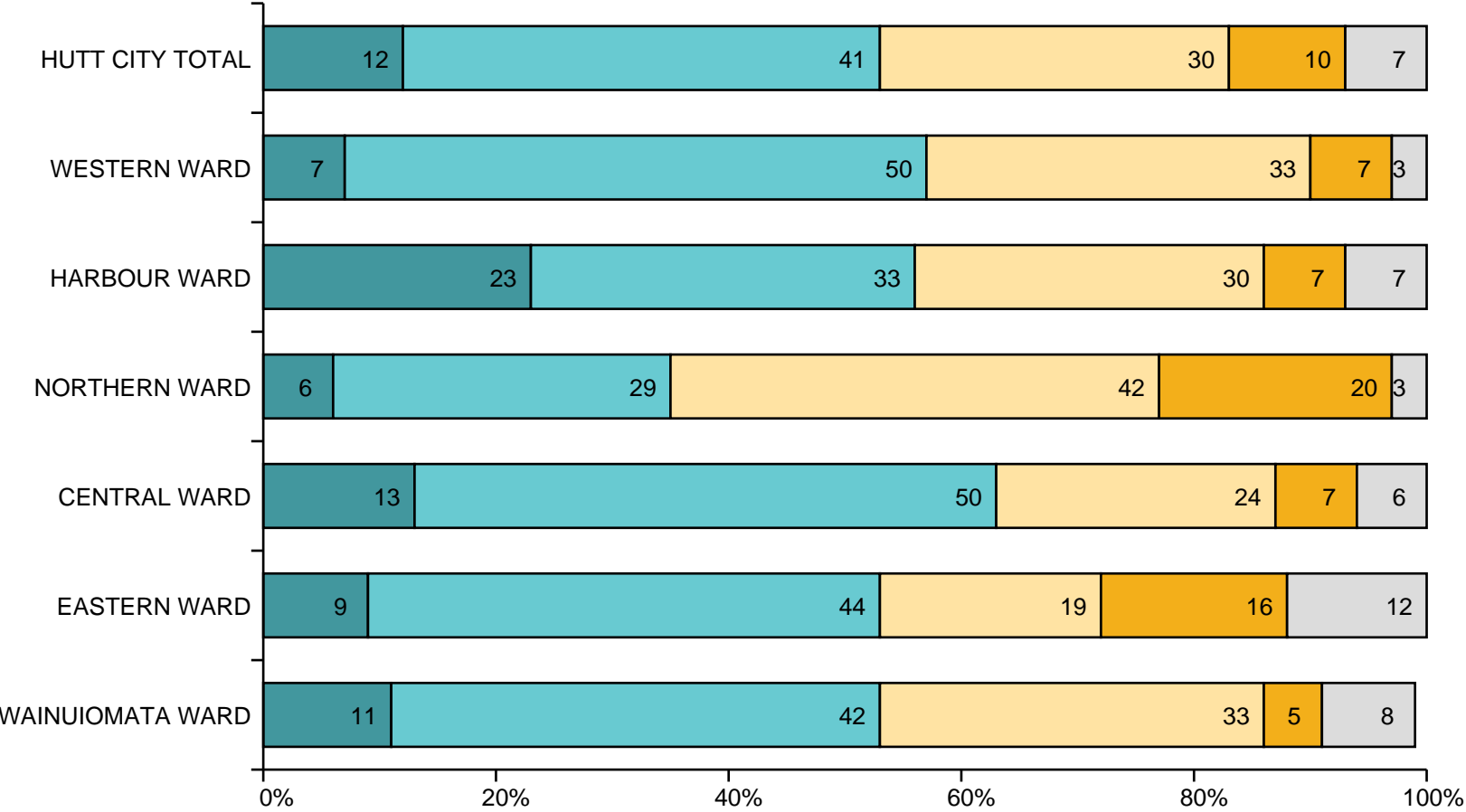
	HUTT CITY TOTAL	WESTERN WARD	HARBOUR WARD
Sample Size	545	104	99

## BASE SIZE

	NORTHERN WARD	CENTRAL WARD	EASTERN WARD	WAINUIOMATA WARD
Sample Size	68	115	83	76

Q11 R13. To what extent has each of the following been a problem in Hutt city over the past 12 months? People sleeping rough on the streets / in vehicles

# PERCEIVED SENSE OF SAFETY IN CITY CENTRE AFTER DARK (%)



Very safe
  A bit unsafe
  Don't know / not applicable  
 Fairly safe
  Very unsafe

## BASE SIZE

	HUTT CITY TOTAL	WESTERN WARD	HARBOUR WARD
Sample Size	541	104	99

## BASE SIZE

	NORTHERN WARD	CENTRAL WARD	EASTERN WARD	WAINUIOMATA WARD
Sample Size	67	113	81	77

Q9 R5. In general how safe or unsafe do you feel in the following situations... In your city centre after dark



Any sample sizes shown in orange are low ( $n=50-99$ ) or in red are very low ( $n<50$ ), these results should be used with caution

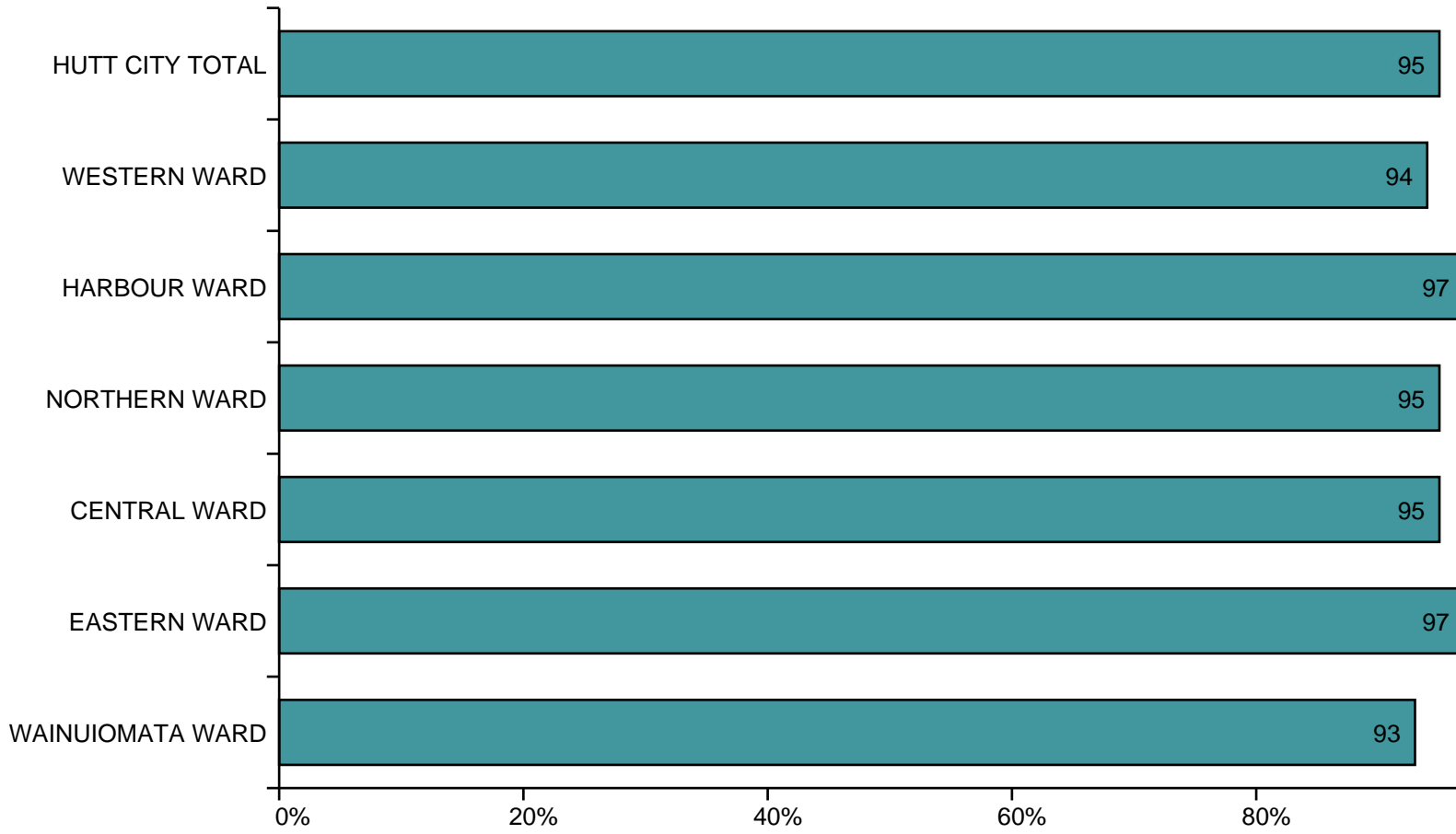
## COMMUNITY & CULTURE

Banner: No Split  
Filters: none

[HOME](#)

## COMMUNITY & CULTURE

# HAD SOME POSITIVE CONTACT WITH PEOPLE IN THE NEIGHBOURHOOD IN PREVIOUS 12 MONTHS (%)



## BASE SIZE

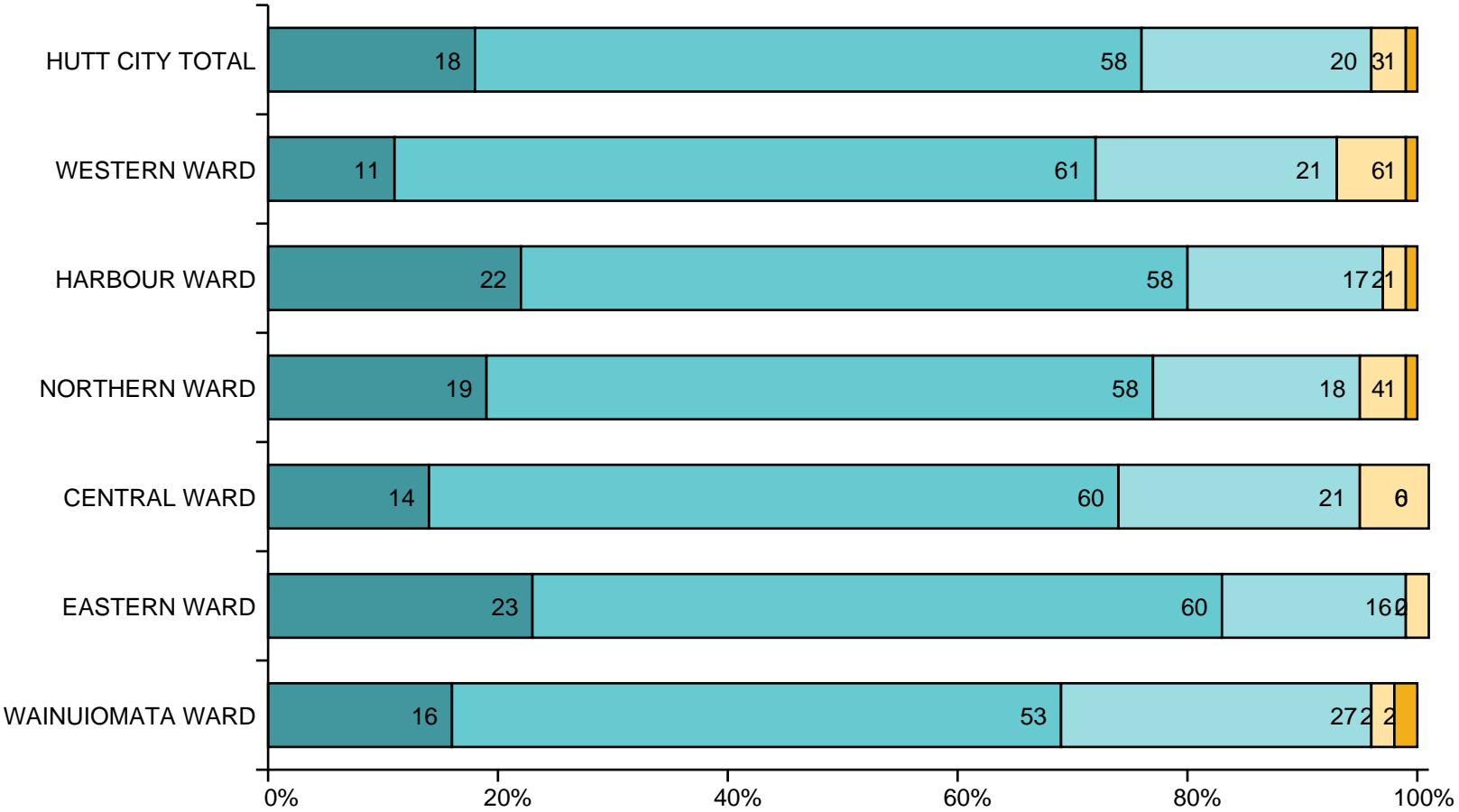
	HUTT CITY TOTAL	WESTERN WARD	HARBOUR WARD
Sample Size	549	106	99

## BASE SIZE

	NORTHERN WARD	CENTRAL WARD	EASTERN WARD	WAINUIOMATA WARD
Sample Size	68	115	85	76

Q26a. In the last 12 months, which, if any, of the following types of contact have you had with people in your neighbourhood?

# IMPORTANCE OF SENSE OF COMMUNITY (%)



Strongly agree
  Agree
  Neither
  Disagree
  Strongly disagree



## BASE SIZE

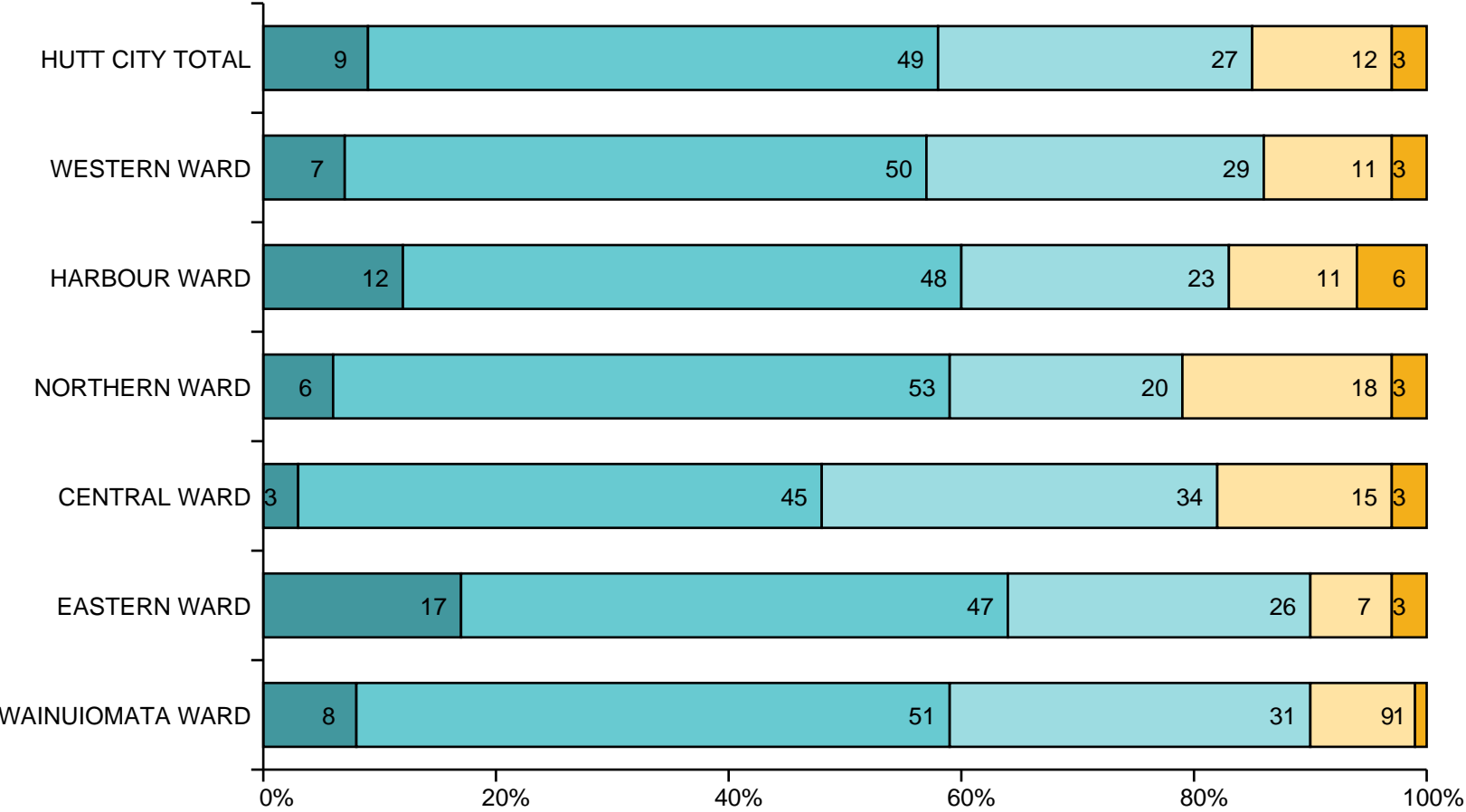
	HUTT CITY TOTAL	WESTERN WARD	HARBOUR WARD
Sample Size	547	106	99

## BASE SIZE

	NORTHERN WARD	CENTRAL WARD	EASTERN WARD	WAINUIOMATA WARD
Sample Size	68	115	84	75

Q24 R1. How much do you agree or disagree with the following statements? It's important to me to feel a sense of community with people in my neighbourhood

# SENSE OF COMMUNITY EXPERIENCED (%)



Strongly agree
  Agree
  Neither
  Disagree
  Strongly disagree

## BASE SIZE

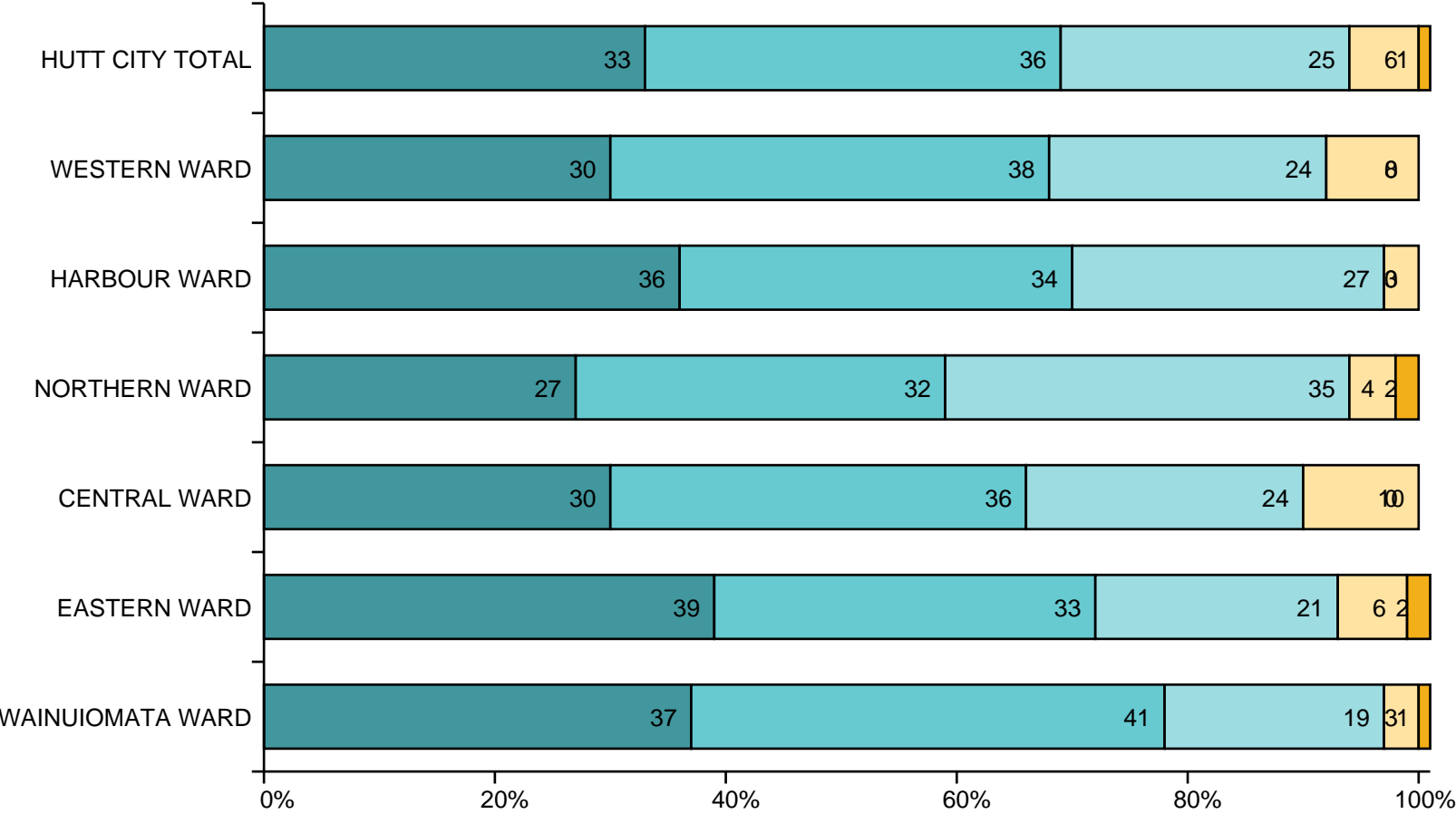
	HUTT CITY TOTAL	WESTERN WARD	HARBOUR WARD
Sample Size	541	104	97

## BASE SIZE

	NORTHERN WARD	CENTRAL WARD	EASTERN WARD	WAINUIOMATA WARD
Sample Size	67	114	84	75

Q24 R2. How much do you agree or disagree with the following statements? I feel a sense of community with others in my neighbourhood

# FREQUENCY OF FEELING LONELY OR ISOLATED IN PREVIOUS 12 MONTHS (%)



Never
  Rarely
  Sometimes
  Most of the time
  Always



## BASE SIZE

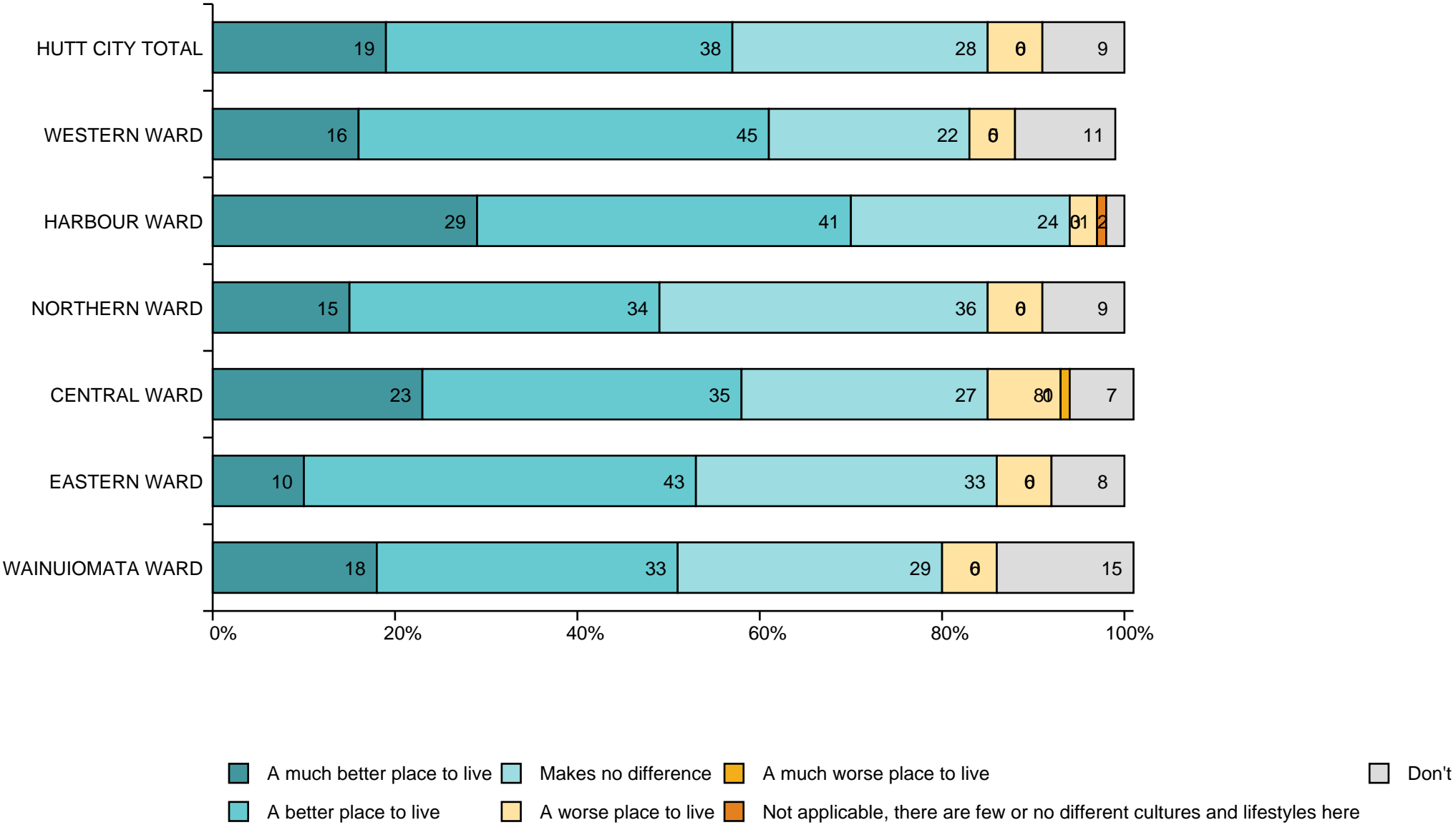
	HUTT CITY TOTAL	WESTERN WARD	HARBOUR WARD
Sample Size	548	106	100

## BASE SIZE

	NORTHERN WARD	CENTRAL WARD	EASTERN WARD	WAINUIOMATA WARD
Sample Size	68	115	83	76

Q29. Over the past 12 months how often, if ever, have you felt lonely or isolated?

# IMPACT OF GREATER CULTURAL DIVERSITY ON LIVING IN HUTT CITY (%)



## BASE SIZE

	HUTT CITY TOTAL	WESTERN WARD	HARBOUR WARD
Sample Size	549	106	100

## BASE SIZE

	NORTHERN WARD	CENTRAL WARD	EASTERN WARD	WAINUIOMATA WARD
Sample Size	68	114	83	78

Q35. New Zealand is becoming home for an increasing number of people with different lifestyles and cultures from different countries. Overall, do you think this makes Hutt city...

Any sample sizes shown in orange are low ( $n=50-99$ ) or in red are very low ( $n<50$ ), these results should be used with caution

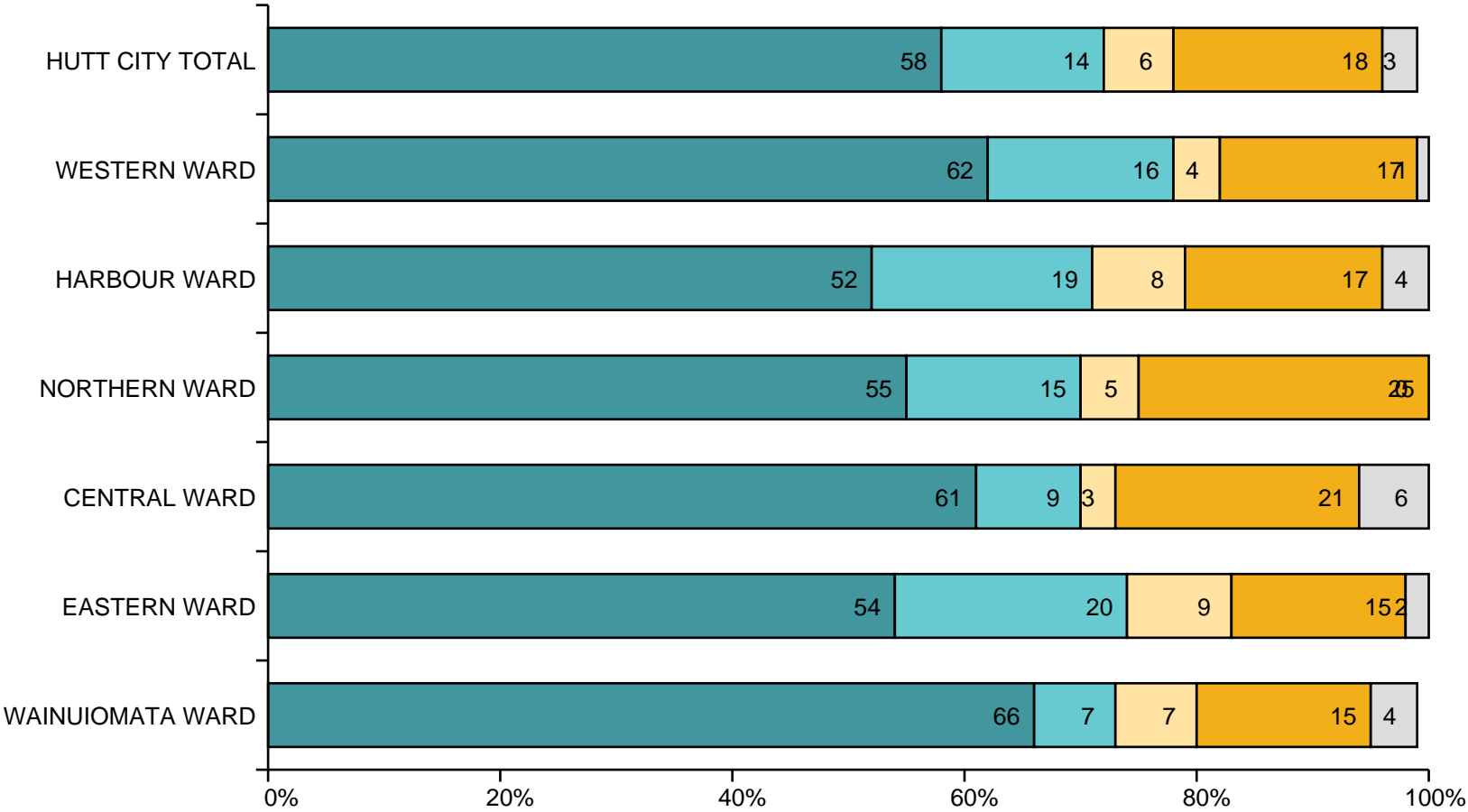


# ECONOMIC WELLBEING

Banner: No Split  
Filters: none



# EMPLOYMENT STATUS (%)



- 
-

## BASE SIZE

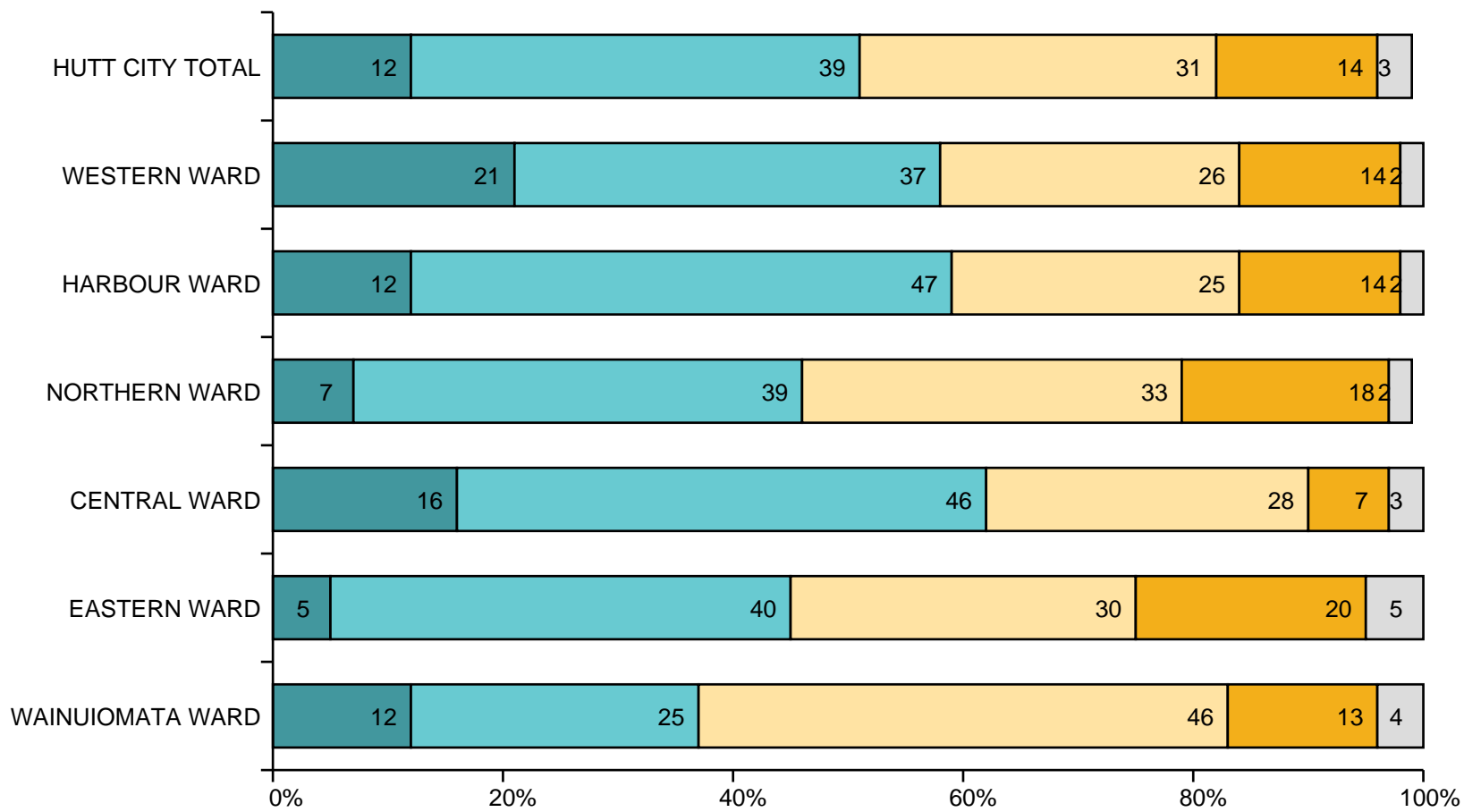
	HUTT CITY TOTAL	WESTERN WARD	HARBOUR WARD
Sample Size	542	105	97

## BASE SIZE

	NORTHERN WARD	CENTRAL WARD	EASTERN WARD	WAINUIOMATA WARD
Sample Size	68	115	81	76

Q19. Which of the following best describes your current employment status?

## ABILITY TO COVER EVERYDAY NEEDS (%)



Have more than enough money
  Have just enough money
  Prefer not to answer  
 Have enough money
  Do not have enough money

## BASE SIZE

	HUTT CITY TOTAL	WESTERN WARD	HARBOUR WARD
Sample Size	549	106	99



## BASE SIZE

	NORTHERN WARD	CENTRAL WARD	EASTERN WARD	WAINUIOMATA WARD
Sample Size	68	115	85	76

Q23. Which of the following best describes how well your total income meets your everyday needs for things such as accommodation, food, clothing and other necessities?

Any sample sizes shown in orange are low ( $n=50-99$ ) or in red are very low ( $n<50$ ), these results should be used with caution